



# 2025 Financial Plan Public Meeting Salmo & Area G

**Presented by: Yev Malloff**  
**Date: February 11, 2025**

**rdck.ca**

This presentation contains DRAFT budget numbers subject to change and is for discussion purposes only



## Agenda

- RDCK Services Overview
- Overall Assessments and Impact
- 2025 General Outlook
- Service by Service Discussion
- Sub Regional Assessments and Impact



## Preamble – DRAFT Budget

- Reminder that the current financial plan document is considered a “draft” until the board of directors adopts a final version the March 20, 2025 board meeting.
  - A few year-end allocations and adjustments remain that may have an effect on items such as prior year surplus carry forwards.
  - Some services will have additional reviews of budget revisions at the director and committee/commission level over the coming weeks
  - Reviews are in progress regarding funding levels for shared and contribution services with several municipal and other partners
  - Public Information sessions are being held in coming weeks



## The Budget Review Process

Board	Commissions and Committees	Local Service Committees	Directors/Participants
February 21	As Scheduled	Creston A, B, C and Kaslo, D	As Scheduled
<ul style="list-style-type: none"> <li>Core Services (GA, RA, Building, GIS, Planning)</li> <li>911 Communications</li> <li>Emergency Planning</li> </ul>	<ul style="list-style-type: none"> <li>Parks</li> <li>Recreation</li> <li>Riondel Services</li> <li>Utilities (Some CAC)</li> <li>Resource Recovery (Subregional &amp; Joint)</li> <li>West Transit</li> </ul>	<ul style="list-style-type: none"> <li>Library, Museum, Airport</li> <li>FR/Search &amp; Rescue</li> <li>Creston and District Recreation</li> <li>Kaslo/D Recreation</li> <li>Economic Development</li> </ul>	<ul style="list-style-type: none"> <li>Fire</li> <li>Animal Control</li> <li>Library, Cemetery, other contribution services.</li> <li>Economic Development</li> </ul>

\*\* Public budget review meetings are to be held between February and mid March to allow for a final draft of the budget to be ready for adoption by the Board on March 20 for submission to the ministry by March 31<sup>st</sup>.



**The RDCK has 186  
services**

## RDCK Services Model

- Governance and Administration
- Resource Recovery: Waste, Recycling, Organics
- Recreation & Parks
- Fire Protection, 911 & Emergency Management
- Sustainability, Development, Planning and Land Use (Rural)
- Building Inspection (Rural and Municipal)
- Water Systems.
- Taxation to Fund Societies and Organizations providing service (library, community halls, museums, recreation).

**rdck.ca**

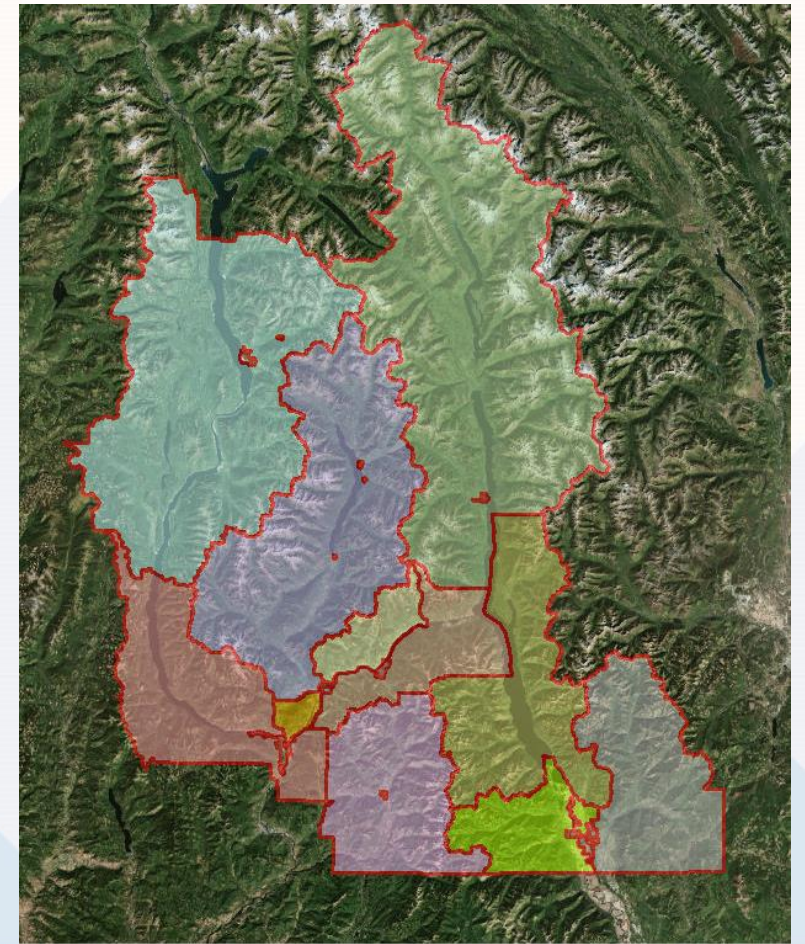
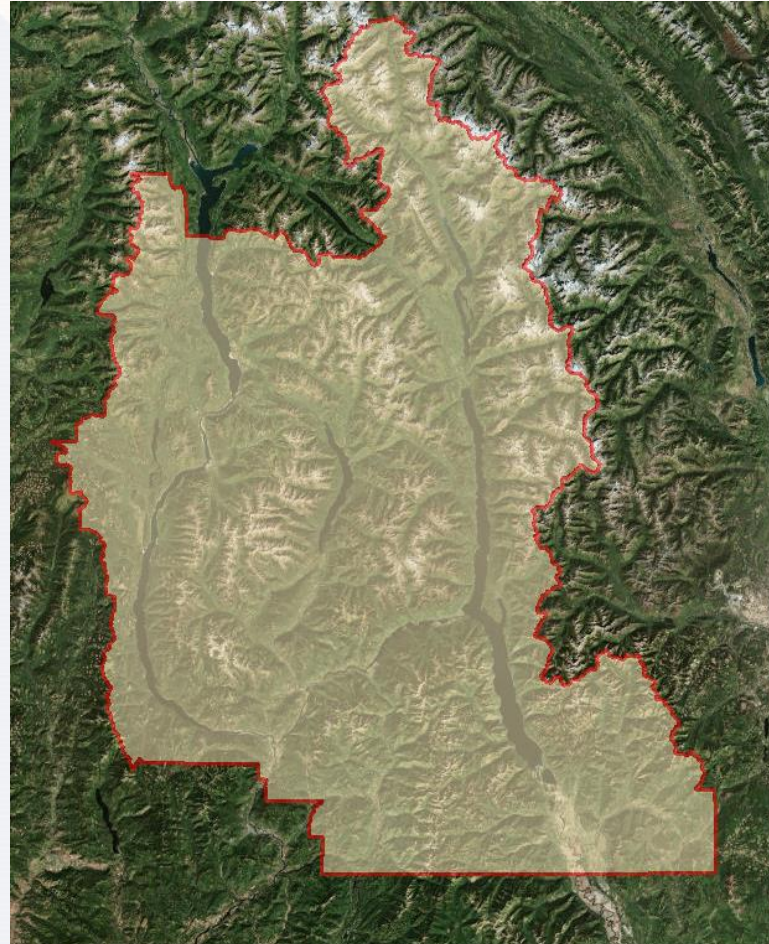


## Regional District Model

When looking at the map of the RDCK, think of each service as a puzzle piece of the larger RDCK area.

The map on the left shows the service area for General Administration – the entire RDCK.

The map on the right is an example on how service areas can be broken down by electoral area.

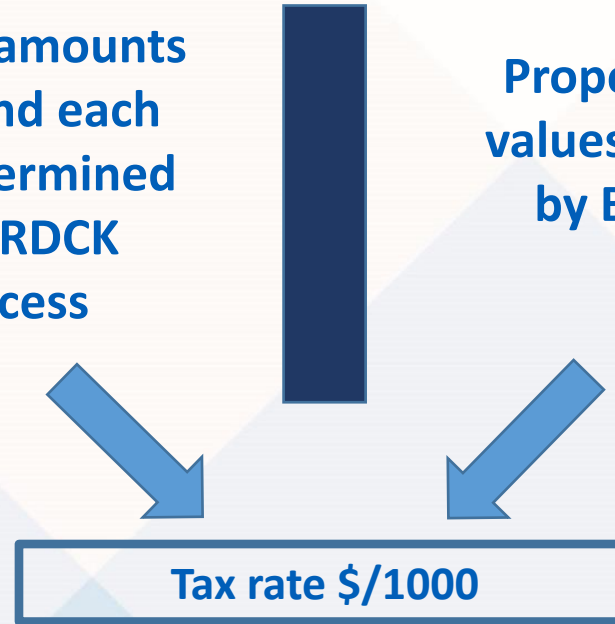




## How are annual property taxes for RDCK services calculated?

Tax requisition amounts required to fund each service are determined through the RDCK budget process

Property assessment values are determined by BC Assessment



Assessed value of each individual property  
=  
Property tax for each individual property

\*\*\* parcel taxes are separate

[rdck.ca](http://rdck.ca)

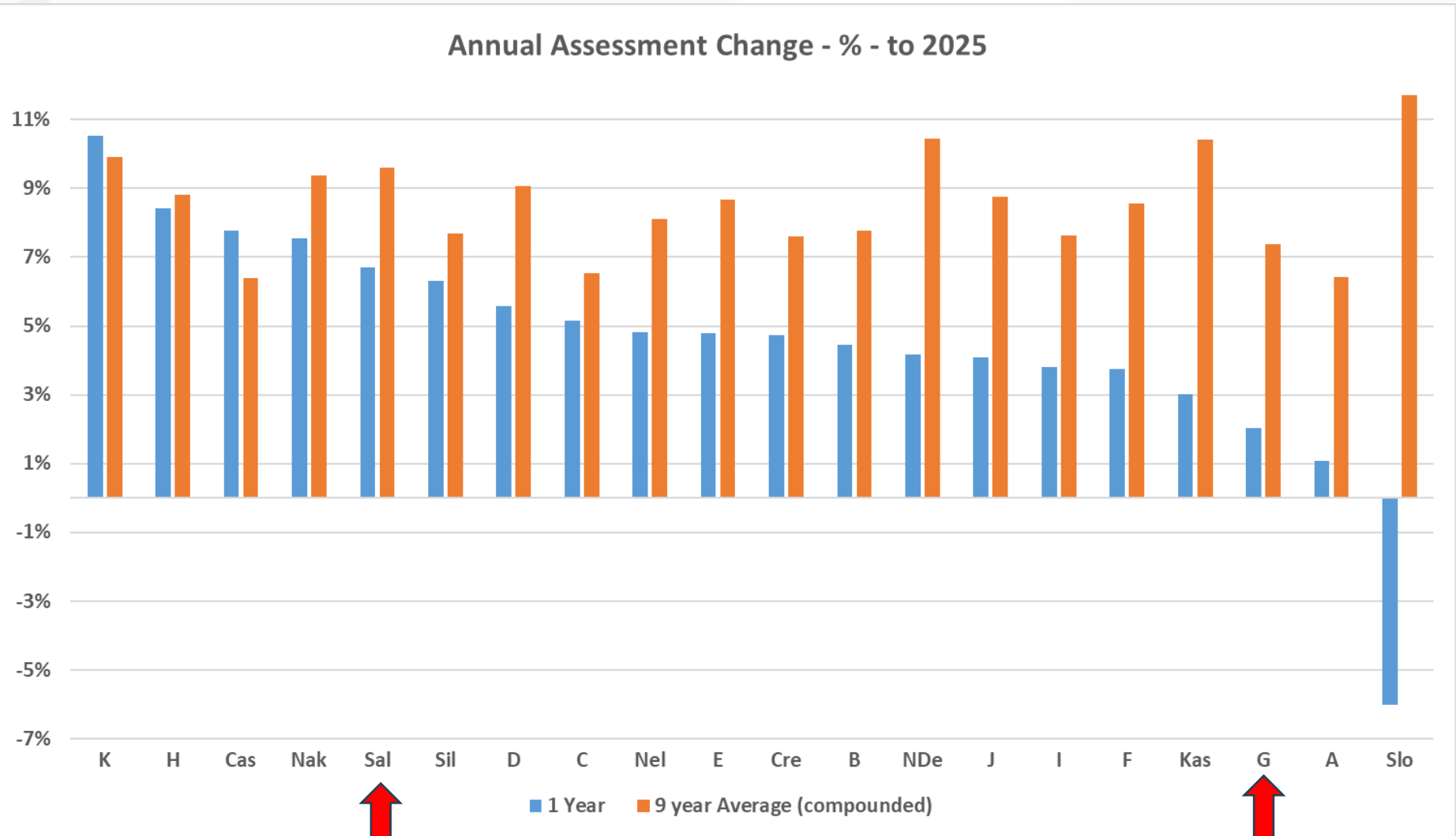


## Residential (Converted) Assessment Changes: 2024 to 2025

Tax Area	2023 Revised	2024 Completed	Total % Change	Market Change	Non Market Change
Electoral Area 'A'	\$ 121,922,855	\$ 123,241,031	1.1%	-1.2%	2.3%
Electoral Area 'B'	147,154,804	153,713,877	4.5%	1.0%	3.5%
Electoral Area 'C'	59,379,270	62,439,315	5.2%	2.6%	2.6%
Electoral Area 'D'	67,763,996	71,536,044	5.6%	1.9%	3.7%
Electoral Area 'E'	168,807,112	176,898,554	4.8%	2.5%	2.3%
Electoral Area 'F'	155,827,374	161,686,330	3.8%	2.8%	1.0%
→ Electoral Area 'G'	63,967,135	65,257,332	2.0%	1.9%	0.1%
Electoral Area 'H'	146,343,544	158,665,711	8.4%	7.0%	1.4%
Electoral Area 'I'	71,516,454	74,228,441	3.8%	3.0%	0.8%
Electoral Area 'J'	109,069,426	113,514,473	4.1%	2.9%	1.1%
Electoral Area 'K'	74,415,199	82,249,256	10.5%	8.2%	2.4%
City of Castlegar	287,108,170	309,401,196	7.8%	6.8%	1.0%
City of Nelson	429,453,930	450,173,645	4.8%	4.1%	0.8%
Town of Creston	143,035,477	149,792,146	4.7%	2.7%	2.0%
Village of Kaslo	36,573,032	37,679,417	3.0%	1.8%	1.2%
Village of Nakusp	45,348,145	48,769,606	7.5%	6.3%	1.3%
Village of New Denver	18,940,406	19,732,124	4.2%	2.6%	1.6%
→ Village of Salmo	23,510,519	25,085,684	6.7%	4.4%	2.3%
Village of Silverton	8,573,269	9,115,000	6.3%	6.0%	0.3%
Village of Slocan	11,192,988	10,519,932	-6.0%	-6.5%	0.5%
	<b>2,189,903,105</b>	<b>2,303,699,114</b>	<b>5.2%</b>	<b>3.6%</b>	<b>1.6%</b>



# Annual Assessment Change: 1 Year vs 8 Year Average



rdck.ca

**Electoral Area G Salmo Rural**

**2025**

**2024**

		Assessment	Requisition	Rate/\$1,000	Assessment	Requisition	Rate/\$1,000
S100	GENERAL ADMINISTRATION	65,257,332	70,028	0.107	63,967,135	56,455	0.088
S267	DISCRETIONARY GRANTS	65,257,332	30,000	0.046	63,967,135	30,000	0.047
S101	RURAL ADMINISTRATION	65,257,332	92,919	0.142	63,967,135	76,006	0.119
S102	GIS SERVICE	65,257,332	10,926	0.017	63,967,135	10,900	0.017
S103	BUILDING INSPECTION	65,257,332	47,303	0.072	63,967,135	41,750	0.065
S104	PLANNING AND LAND USE	65,257,332	60,495	0.093	63,967,135	48,985	0.077
S105	COMMUNITY SUSTAINABILITY	65,257,332	11,151	0.017	63,967,135	10,913	0.017
S106	FEASIBILITY STUDY SERVICE	65,257,332	-	-	63,967,135	-	-
S113	EDC-SALMO AND G	65,257,332	7,417	0.011	63,967,135	9,680	0.015
S123	ADVISORY PLANNING-AREA G	65,257,332	315	0.000	63,967,135	316	0.000
S151	JAWS OF LIFE SERVICE SALMO AND G	65,257,332	12,360	0.019	63,967,135	12,492	0.020
S154	SEARCH & RESCUE - NELSON SALMO EFG	65,257,332	2,728	0.004	63,967,135	2,787	0.004
S156	EMERGENCY COMMUNICATIONS 911	65,257,332	27,134	0.042	63,967,135	23,079	0.036
S158	EMERGENCY PLANNING-SALMO AND AREA	65,257,332	46,031	0.071	63,967,135	45,590	0.071
S187	REFUSE DISPOSAL-CENTRAL SUBREGION	65,257,332	267,204	0.409	63,967,135	252,707	0.395
S192	MUSEUM-SALMO AND G	65,257,332	16,941	0.026	63,967,135	16,202	0.025
S195	LIBRARY-SALMO AND AREA G	65,257,332	78,815	0.121	63,967,135	74,928	0.117
S202	REG PARKS-NELSON SALMO E,F,G	65,257,332	87,152	0.134	63,967,135	87,099	0.136
S215	SALMO WELLNESS CENTRE	65,257,332	11,960	0.018	63,967,135	11,830	0.018
S218	SALMO VALLEY YOUTH & COMMUNITY CENTRE	65,257,332	56,253	0.086	63,967,135	55,516	0.087
S225	SWIMMING POOL-SALMO AND G	65,257,332	44,813	0.069	63,967,135	38,781	0.061
S230	REC COMMISSION-SALMO AND G	65,257,332	145,129	0.222	63,967,135	124,660	0.195
S233	PARA-NEL SAL SLOC EFG DEF H	65,257,332	-	-	63,967,135	-	-
S239	KOOTWEST - AREA D-K, DEF A, EX CRESTON	65,257,332	21,696	0.033	63,967,135	16,071	0.025

**Regional Requisition**

**\$ 1,148,771**

**\$ 1,046,747**

**Residential Rate per \$1,000 of Assessment**

1.760

1.636

**Surveyor of Taxes - Collection Fee**

0.092

0.086

**Estimated Rate per \$1,000 of Assessment**

**1.853**

**1.722**

**Difference (\$) from prior year**

102,024

27,919

**Percentage Change from prior year**

**9.75%**

**2.74%**

This pre

**Electoral Area G Salmo Rural****2025****2024**

		<b>Assessment</b>	<b>Requisition</b>	<b>Rate/\$1,000</b>	<b>Assessment</b>	<b>Requisition</b>	<b>Rate/\$1,000</b>
S135	FIRE PROT-DEF G	23,669,012	75,900	0.321	22,880,705	73,531	0.321
S136	FIRE PROT-DEF G YMIR	17,592,330	333,629	1.896	17,132,024	317,769	1.855
S146	FIRE PROT-DEF G, J -HUDU VALLEY	2,346,936	17,343	0.739	2,235,699	17,250	0.772
S167	STREET LIGHTING-DEF G YMIR	3,588,013	6,700	0.187	3,443,978	5,900	0.171
S210	YMIR COMMUNITY HALL	10,166,403	11,956	0.118	9,676,940	11,400	0.118
S244	WATER UTILITY-DEF G-YMIR	3,706,063	-	-	3,550,078	-	-
S297	YMIR CEMETERY	10,123,593	5,266	0.052	9,624,590	3,550	0.037

Village of Salmo		2025			2024		
		Assessment		Rate/\$1,000	Assessment		Rate/\$1,000
S100	GENERAL ADMINISTRATION	25,085,684	26,919	0.107	23,510,519	20,749	0.088
S102	GIS SERVICE	25,085,684	4,200	0.017	23,510,519	4,006	0.017
S103	BUILDING INSPECTION	25,085,684	18,184	0.072	23,510,519	15,345	0.065
S113	EDC-SALMO AND G	25,085,684	2,851	0.011	23,510,519	3,558	0.015
S151	JAWS OF LIFE SERVICE SALMO AND G	25,085,684	4,752	0.019	23,510,519	4,592	0.020
S154	SEARCH & RESCUE - NELSON SALMO EFG	25,085,684	1,049	0.004	23,510,519	1,024	0.004
S156	EMERGENCY COMMUNICATIONS 911	25,085,684	10,431	0.042	23,510,519	8,482	0.036
S158	EMERGENCY PLANNING-SALMO AND AREA	25,085,684	17,695	0.071	23,510,519	16,756	0.071
S187	REFUSE DISPOSAL-CENTRAL SUBREGION	25,085,684	102,716	0.409	23,510,519	92,880	0.395
S192	MUSEUM-SALMO AND G	25,085,684	13,310	0.053	23,510,519	12,730	0.054
S195	LIBRARY-SALMO AND AREA G	25,085,684	30,298	0.121	23,510,519	27,539	0.117
S202	REG PARKS-NELSON SALMO E,F,G	25,085,684	33,502	0.134	23,510,519	32,013	0.136
S218	SALMO VALLEY YOUTH & COMMUNITY CENTRE	25,085,684	21,625	0.086	23,510,519	20,405	0.087
S225	SWIMMING POOL-SALMO AND G	25,085,684	35,211	0.140	23,510,519	30,470	0.130
S230	REC COMMISSION-SALMO AND G	25,085,684	78,147	0.312	23,510,519	67,125	0.286
S239	KOOTWEST - AREA D-K, DEF A, EX CRESTON	25,085,684	6,536	0.026	23,510,519	4,841	0.021
<b>Regional Requisition</b>			<u>407,424</u>			<u>362,515</u>	
<b>Residential Rate per \$1,000 of Assessment</b>				<u>1.624</u>			<u>1.542</u> ←
<b>Difference (\$) from prior year</b>			44,909			28,031	
<b>Percentage Change from prior year</b>			12.39% ←			8.38%	

# Taxation Change - All Areas

	Assessments		Total Taxation	Total Taxation	Gross	Non	Net
	2025 Completed	2024 Revised	2025	2024	Change	Market	Change
	A	B	D + E = F	G	(F-G)/G = H	I	H - I = J
ELECTORAL AREA 'A'	123,241,031	115,523,982	2,769,059	2,596,033	6.7%	2.3%	4.4%
ELECTORAL AREA 'B'	153,713,877	136,271,199	4,833,004	4,549,383	6.2%	3.5%	2.7%
ELECTORAL AREA 'C'	62,439,315	56,879,481	1,980,385	1,841,482	7.5%	2.6%	5.0%
ELECTORAL AREA 'D'	71,536,044	59,339,013	1,490,360	1,246,891	19.5%	3.7%	15.9%
ELECTORAL AREA 'E'	176,898,554	166,283,287	4,015,520	3,525,325	13.9%	2.3%	11.6%
ELECTORAL AREA 'F'	161,686,330	157,783,451	4,114,892	3,667,574	12.2%	1.0%	11.2%
ELECTORAL AREA 'G'	65,257,332	65,154,183	1,599,565	1,476,147	8.4%	0.1%	8.3%
ELECTORAL AREA 'H'	158,665,711	140,433,312	3,403,290	3,023,473	12.6%	1.4%	11.2%
ELECTORAL AREA 'I'	74,228,441	67,584,313	1,836,333	1,671,091	9.9%	0.8%	9.1%
ELECTORAL AREA 'J'	113,514,473	103,761,728	2,710,106	2,574,530	5.3%	1.1%	4.1%
ELECTORAL AREA 'K'	82,249,256	68,208,552	1,077,890	946,245	13.9%	2.4%	11.6%
CITY OF CASTLEGAR	309,401,196	277,203,326	3,955,615	3,777,493	4.7%	1.0%	3.7%
TOWN OF CRESTON	149,792,146	137,805,173	3,353,035	3,147,811	6.5%	0.8%	5.7%
VILLAGE OF KASLO	37,679,417	34,665,769	743,272	663,867	12.0%	2.0%	10.0%
VILLAGE OF NAKUSP	48,769,606	42,701,166	702,428	645,219	8.9%	1.2%	7.7%
CITY OF NELSON	450,173,645	416,157,288	5,860,276	5,293,743	10.7%	1.3%	9.4%
VILLAGE OF NEW DENVER	19,732,124	17,100,722	175,280	157,654	11.2%	1.6%	9.6%
VILLAGE OF SALMO	25,085,684	23,116,847	407,424	362,515	12.4%	2.3%	10.1%
VILLAGE OF SILVERTON	9,115,000	8,307,346	87,795	76,375	15.0%	0.3%	14.7%
VILLAGE OF SLOCAN	10,519,932	10,024,750	211,399	209,846	0.7%	0.5%	0.3%
	<b>2,303,699,114</b>	<b>2,104,304,888</b>	<b>45,326,926</b>	<b>41,452,699</b>	<b>9.3%</b>	<b>1.7%</b>	<b>7.7%</b>



## 2025 Overall Outlook

- Projected overall net tax increase for the average homeowner of approximately 7.7% for 2025 over 2024 in the Feb 10 draft budget. This is in line with a survey of several other Regional District's draft financial plans for 2025.
- CPI Increase on staff salaries and Director stipends – 3.3%. The 2025 CPI increase has a minor catchup component from prior years because of the smoothing calculation (effectively a two year average rather than a one year average) that is used. Historical wage increases in the public sector (using BCGEU as a proxy) have matched inflation changes over both the previous 8 and previous 25 years.
- Decreasing Interest rates are reducing interest charges on short term loans, but also reducing investment income.
- Continued work on implementing Asset Management Plan which is growing as a requirement from several grant streams, primarily Community Works. A new Asset Management Coordinator position is in the plan starting in the spring of 2025



## 2025 Overall Outlook – Challenges & Opportunities

- Trade Disputes including Tariffs & Counter Tariffs
  - May lead to increased inflation driving up procurement costs
  - Potential slowing economic activity may lead to a reduction in revenue items such as building permit fees, waste disposal fees and recreational user fees
  - More severe economic downturns could have wider effects
- Dropping Canadian Dollar
  - Will lead to increased inflation and procurement costs for the RDCK
- New Federal Government
  - Uncertain impact on the RDCK.
- Artificial Intelligence
  - Advancing quickly
  - Currently seeing some limited, although successful use at the RDCK – mainly for helping write and summarize reports and other documents
  - Need to be mindful of accuracy and privacy concerns



## S100: General Administration (Salmo & Area G)

- *Includes Corporate Administration, Finance, Information Technology, Human Resources, CAO, and municipal directors.*
- *3.3% wage & director stipends increase*
- *Mileage rate set by CRA increased to \$0.72/km on January 1, 2025*
- *IT projects include continued focus on cyber security, and transition to Microsoft 365 including migration of document files to the SharePoint environment*
- *Unit4 on-premise ERP is no longer supported effective 2026 and will be migrated to the cloud based version at a cost of \$80,000 and an annual increase in license fees of \$80,000.*



## S101: Rural Administration (Area G only)

- *Service houses rural director expenses, fire services overhead and bylaw services*
- *3.3% CPI increase in salaries and director stipends over 2024*
- *\$450K UBCM fire training grant supports staff wages, equipment and other training costs.*



## Salmo / Area G

### Building Inspection:

- Permit revenue softened with lower construction overall in 2024
- Two open building inspection positions have been removed from the budget due to reduced building permit activity and will not be filled until new permit activity recovers.
- New revisions to BCBC on Seismic Accessibility and GHG Emissions commence on March 10<sup>th</sup> – see [Ministerial Order Revision 5](#)
- MS Doc scanning project continues in 2025

### Planning:

- Operations are stable and on budget
- Receiving Provincial funding to address housing regulation

### Projects:

- Area I OCP nearing completion
- Subdivision Servicing Bylaw
- Housing Needs Assessment recently updated
- Review and revise Floodplain Bylaw
- Regional and Local Community Needs Project



## Salmo / Area G

### GIS (\$102)

- Operations are stable
- Strategic Plan underway to assess GIS client needs
- Next Generation 911 transition project underway
- Planning upgrades to ESRI Enterprise System
- Planning to upgrade RTK GPS unit
- 3% increase in requisition



## Area G

### Community Sustainability (S105: All Electoral Areas, Kaslo & Silverton only)

#### Protection of Drinking Water & Watersheds

- Watershed Governance Initiative – Building capacity & data access within the region to influence what happens in our watersheds
- Working with yaqan nukiy to develop a Water Sustainability Plan for the Goat Watershed
- Drafting a Natural Asset Management Plan for Quartz Creek
- Slocan Lake & River Partnership
- Kootenay Lake Partnership

#### Food & Agriculture

- Central Kootenay Food Policy Council (CKFPC) – Grow & Connect
- Kootenay & Boundary Farm Advisors

#### Transportation

- Regional Mobility Working Group – 2-year pilot

#### Energy

- Supporting increased energy efficiency of corporate and community facilities



## Salmo / Area G

### Development Services (A108: Funded by External Grants and partially by S100)

#### Senior Energy Specialist

- Support the delivery of the RDCK's commitment to climate action and environmental stewardship
- Support the development of policies and programs that move the RDCK and communities of the RDCK toward a low carbon energy future

#### Community Resilience Coordinator

- Participate in the development and roll-out of RDCK Ideas for Climate Action & community resilience staff training and operational program initiatives
- Coordinate and implement projects related to community resilience within the organization and community – including emergency preparedness, adaptation and mitigation

#### Climate Action

- Preparing business cases for Ideas for Climate Action
- Annual reporting through State of Climate Action (SoCA)



## Salmo / Area G

### Emergency Management (A101: Funded by S157 to S163)

- Continuing implementation of the new Emergency and Disaster Management Act;
  - Regulations are expected in 2025/26
  - Emergency plans, risk assessment (HRVA), business continuity plans
  - Coordination of Indigenous Engagement Requirements
  - Multi-jurisdictional/agency planning and preparation underway for the potential of seasonal flooding, wildfires, and drought;
  - Updating and aligning bylaw, policies, procedures, and templates to new regulations
- Continuing expansion of the Neighbourhood Emergency Preparedness Program (NEPP) throughout the RDCK, refining online resources and facilitating in-person community engagement in interested communities;
- Increase RDCK Emergency Support Services (ESS) Teams capacity through focused development and recruitment;
- Review and implement the recommendations from the 2024 RDCK Wildfire Season After-Action Review;



## Salmo / Area G

### Emergency Management (A101 con't)

- Delivery of the ongoing FireSmart Wildfire Mitigation Program (formerly Home Partners) and Neighbourhood Recognition Program supported by up to 7 seasonal staff providing:
  - Free home assessments and community support.
  - Homeowner rebates of up to \$5,000 for households that complete FireSmart work based on assessment recommendations; and
- Update of the Community Wildfire Resilience Plan (CWRP) for Electoral Areas A, B, C, G, H, J, K, and Villages of Salmo and Nakusp. The updated plans will inform potential priority treatment units (PTUs) for new wildfire risk reduction prescriptions and fuel treatments on the landscape.
- FireSmart programs including the Wildfire Mitigation Program, Rebate Program, Neighbourhood Recognition Program and CWRP update, are grant-funded through the UBCM CRI FireSmart Program grant.



## Central Resource Recovery (\$187)

- Shared service - Nelson/E/F/G/Salmo/Kaslo/D
- 8% taxation and 10% tipping fee increases
- Change to contaminated wood waste management in May 2025
- HB Facility Dam Safety Review to be submitted to Province in March 2025
- Central fleet purchases: Loader (2024), Compacting trailer (2025), Roll off Truck and Bin Trailer (2025)
- Grohman Recycling Depot expansion in fall 2205; Hauling fleet building project to follow in 2026
- Phase 1 of Legacy Landfill Assessments
- Central Landfill Hydrogeological Assessment completed, recommended new well
- Assessment and piloting of new septage management options
- Commercial and rural organics diversion initiatives



## Salmo / Area G

### Salmo and Area G Recreational Program Service (\$230)

#### Recreation

- Adjustments to the camp budget to include fewer number of camps offered but longer daily camp programs based on patron feedback
- Additional promotions and staffing recruitment are priorities in the camp planning strategy
- Continue to forge relationships with SVYCC and other community organizations to fill programming gaps in youth and adult programming
- Short-term education workshops will continue to be offered as they have shown good success

#### Fitness

- No significant changes for 2025
- Continued exploration into how to better serve our communities with organizational resources available
- Standardization of internal processes to improve staff communication



## Salmo / Area G

### Salmo and Area G Recreational Program Service (S230) - Continued

#### Aquatics

- Research and planning is being done for launch of adapted lessons in Summer 2025 which is in alignment with accessibility and inclusion goals
- The Funded Training Program will continue with a focus on filling gaps in staffing as well as accessibility to training for employment
- An aquafit instructor course will be offered in 2025 in Salmo as a regional training opportunity



## Salmo / Area G

### **Salmo and Area G Swimming Pool Service (\$225)**

- This is a contribution service that funds the Salmo and Area Swimming pool. This is done as a contribution to the Salmo and Area G Recreational Service.

### **Salmo Valley Youth and Community Centre (\$218)**

- This is a contribution service that funds the Salmo and Valley Youth and Community Centre Society.
- The Salmo and Area G Recreational Service rents space for the Fitness Centre and other recreational programs.
- The centre is continuing youth programming initiatives



## Salmo / Area G

### Salmo Wellness Centre (s215)

- \$10,000 contribution to the Village. Same as 2024

### Salmo and Area Library Service (\$195)

- This is a contribution service to the Salmo Valley Public Library
- 7% increase in contribution over 2024
- Libraries in BC are primarily funded by local governments and BC Provincial Library grants



## Salmo / Area G

### Parks (S202: Shared with Nelson and Areas E & F)

- **1 Seasonal Parks Maintenance position made into Full Time Parks Position**
- **Cottonwood Lake**
  - Completion of accessible trail loop
- **Great Northern Trail**
  - Management Plan Work
  - Brushing, Danger Tree Work, and Maintenance of Trail Sections
  - Continue with Signage Work
- **Sunshine Bay**
  - Maintenance Shed Expansion
  - Continued Fence Replacement
  - Danger Tree Work
- **Taghum Beach**
  - Park and Parking Lot Design Work to Continue in 2025
- **Morning Mountain**
  - Base Area Work and Xeriscape Landscaping in 2025
  - Winter rink and activities in 2025



## Salmo / Area G

### Parks (Shared with Nelson and Areas E & F) Con't

#### - Rosebud Lake

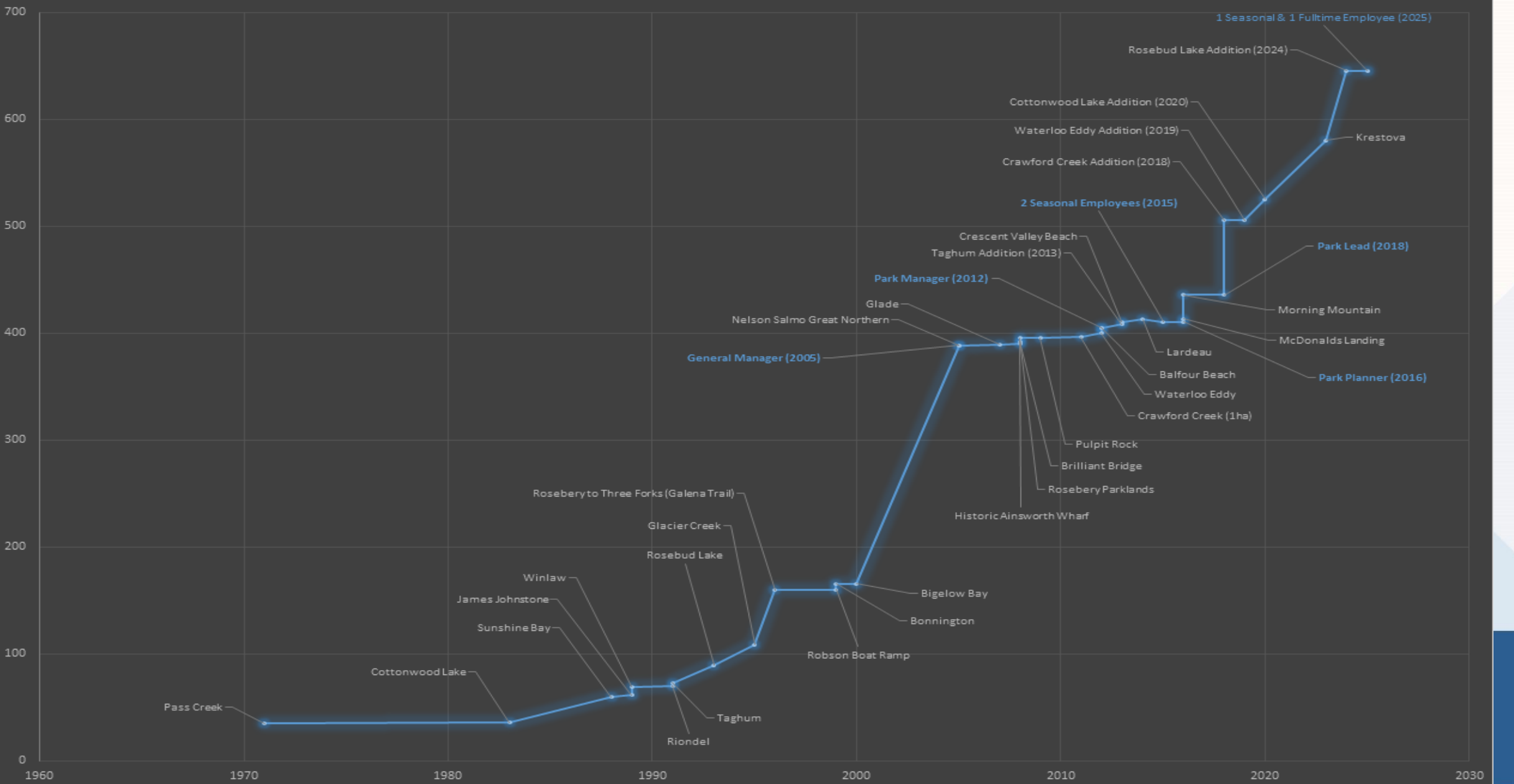
- Announcement of Park Expansion, Dam Safety Work, Spillway Clearing
- Trail Work and Access

### RDCK Regional Parks, Trails and Water Access Strategy – 2025

- The strategy will identify the strategic priorities that define the future direction, philosophy, policies, and actions for the provision of both regional and community parks services.
- Working Group Meetings
- Completion in Fall 2025

# Growth in Parks - Hectares

Growth (Hectares/Years)





## Area G

### Water Utility – Ymir (\$244)

- Installed reservoir outflow meter and completed water treatment plant controls upgrade project in 2024
- UV system replacement budgeted in 2026
- 4% water rate increase in 2025 proposed (\$659 to \$686 for a single family dwelling)
- 5% water parcel frontage tax increase in 2025
- *Project award and kick-off of Natural Asset Management Plan for Quartz Creek – Led by Development and Community Sustainability Services, supported by Utility Services*



## Salmo / Area G

### Fire Services – Ymir

- 51% increase in taxation primarily driven by Increased contribution to reserve of \$100K/year for fire apparatus replacements
- Complete exhaust extraction, flooring and heat pump projects

### Fire Services – Salmo Contract

- New 5 year service agreement started in 2021
- Annual increases for inflation
- Defines rural areas protected by the Salmo Fire Department



## Salmo / Area G

### Fire Services – Ymir (S136)

- 5% increase in taxation from 2024 to 2025
- Increases include region wide insurance costs and reserve contributions for future fire apparatus
- Staff reviewing geo-thermal heating for 2025

### Fire Services – Salmo Contract (S135)

- 5 year service agreement started in 2021
- Annual increases for inflation
- Defines rural areas protected by the Salmo Fire Department



## Salmo / Area G

### Emergency 911 (\$156)

- *Service is seeing increased taxation costs increase and revenue decreases*

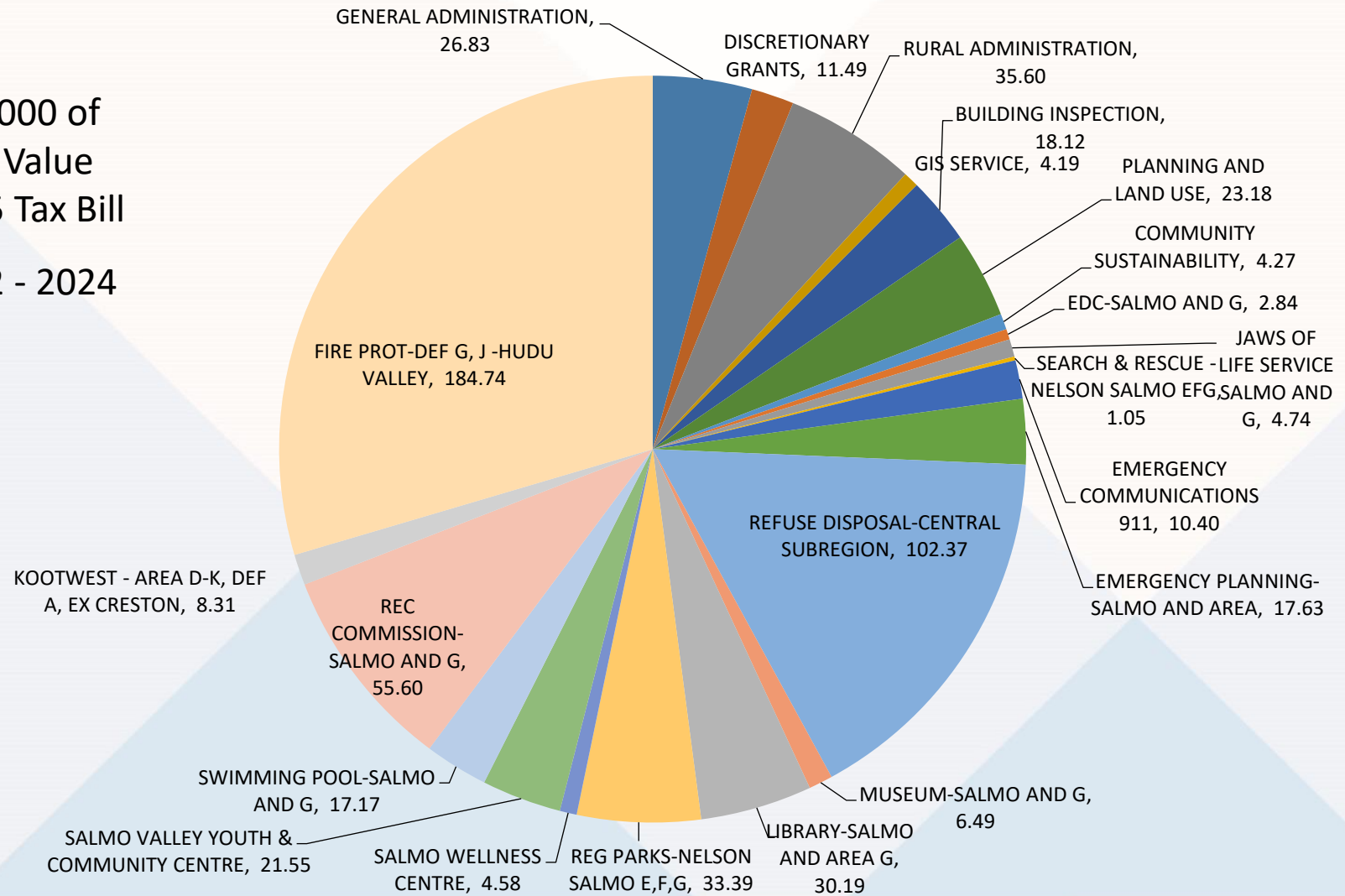
- *Increased contract services costs for 911 dispatch (South Okanagan: \$115K to \$129K) and Fire Dispatch (Fraser Fort George: \$297K to \$359K)*
- *Fluent IMS - \$7K addition starting in 2024*
- *\$75K for GIS Services to integrate Next Generation 911 (NG911) in 2025*



# Area G – RDKB Fire RDCK Tax Bill



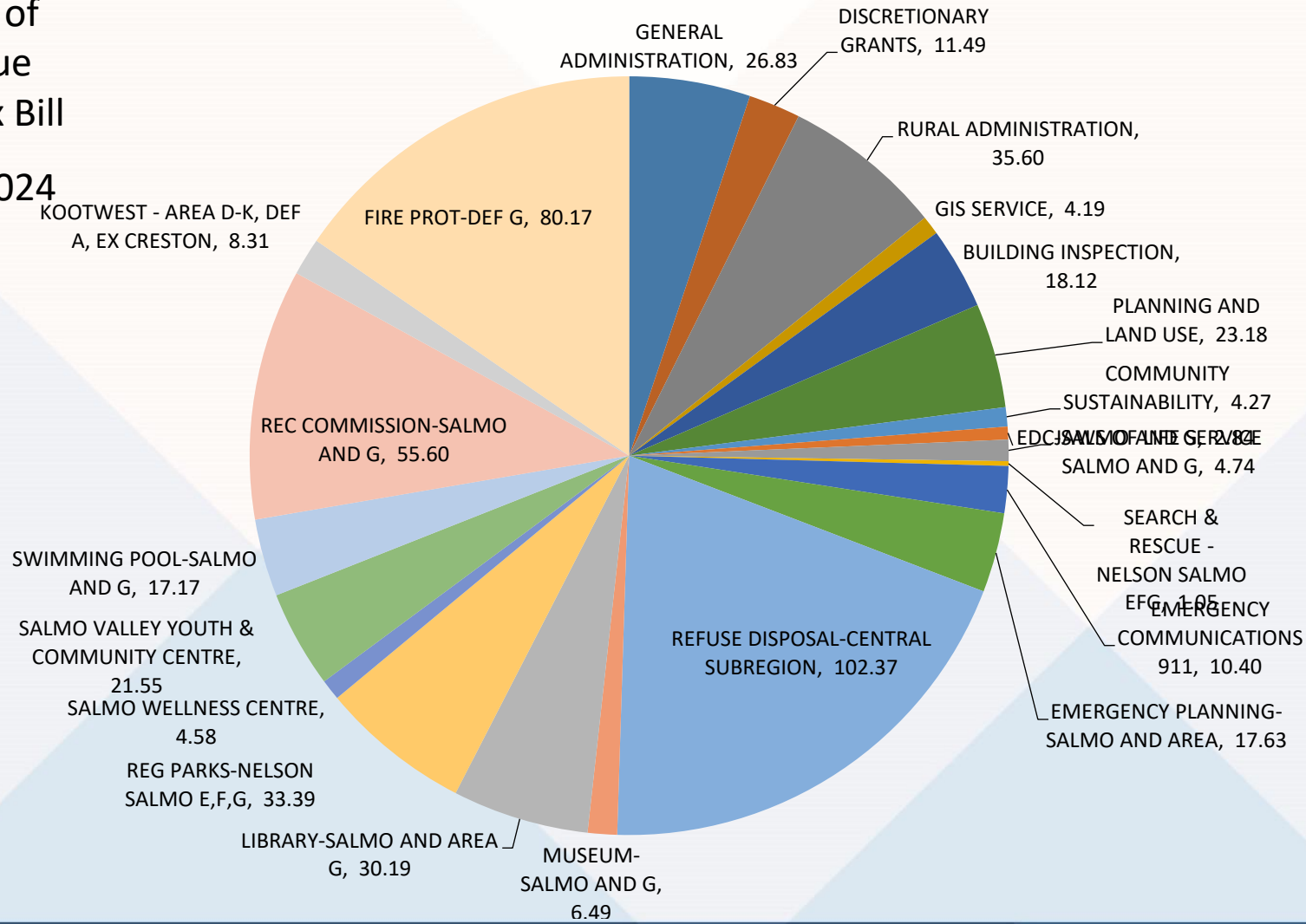
\$ 250,000 of Home Value  
 \$ 625 Tax Bill  
 \$ 602 - 2024



# Area G – Salmo Contract RDCK Tax Bill



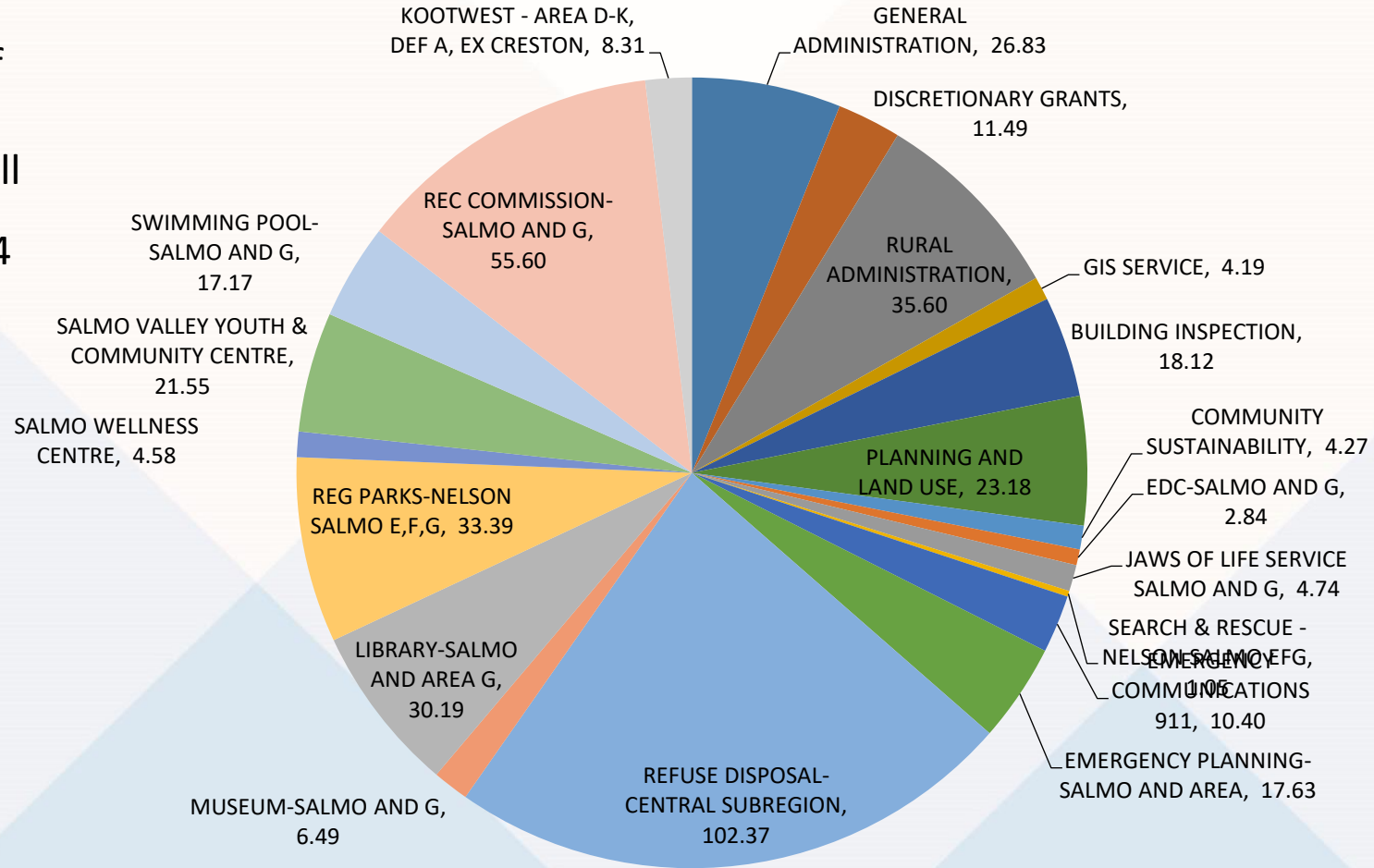
\$ 250,000 of Home Value  
 \$ 520 Tax Bill  
 \$ 489 - 2024



# Area G – No Fire Protection RDCK Tax Bill



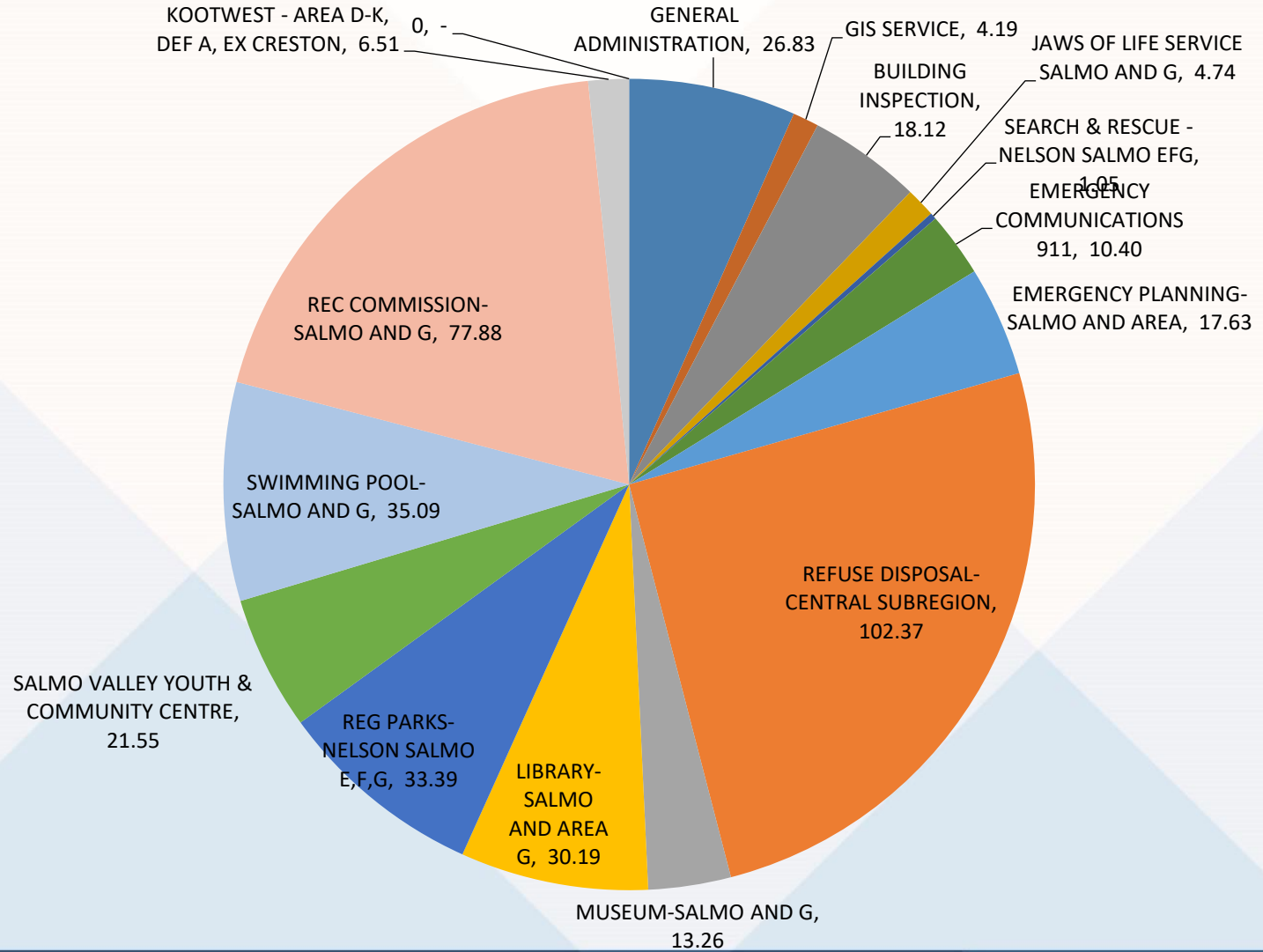
\$ 250,000 of Home Value  
 \$ 439 Tax Bill  
 \$ 409 - 2024



# Village of Salmo RDCK Tax Bill



\$ 250,000 of Home Value  
 \$ 403 Tax Bill  
 \$ 381 - 2023





[rdck.ca](http://rdck.ca)