



Campbell Field Feasibility Study

What We Heard Report

March 2021

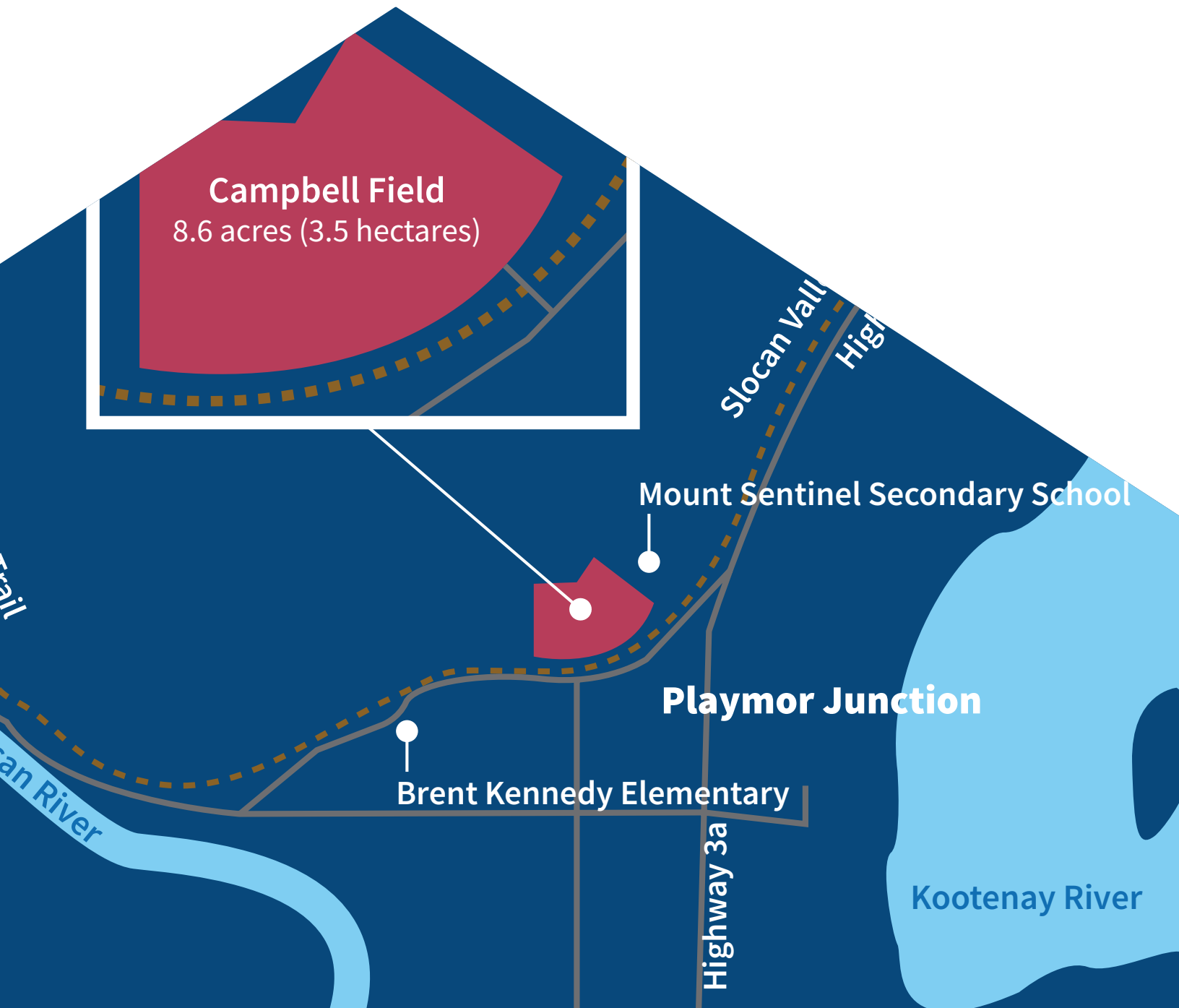
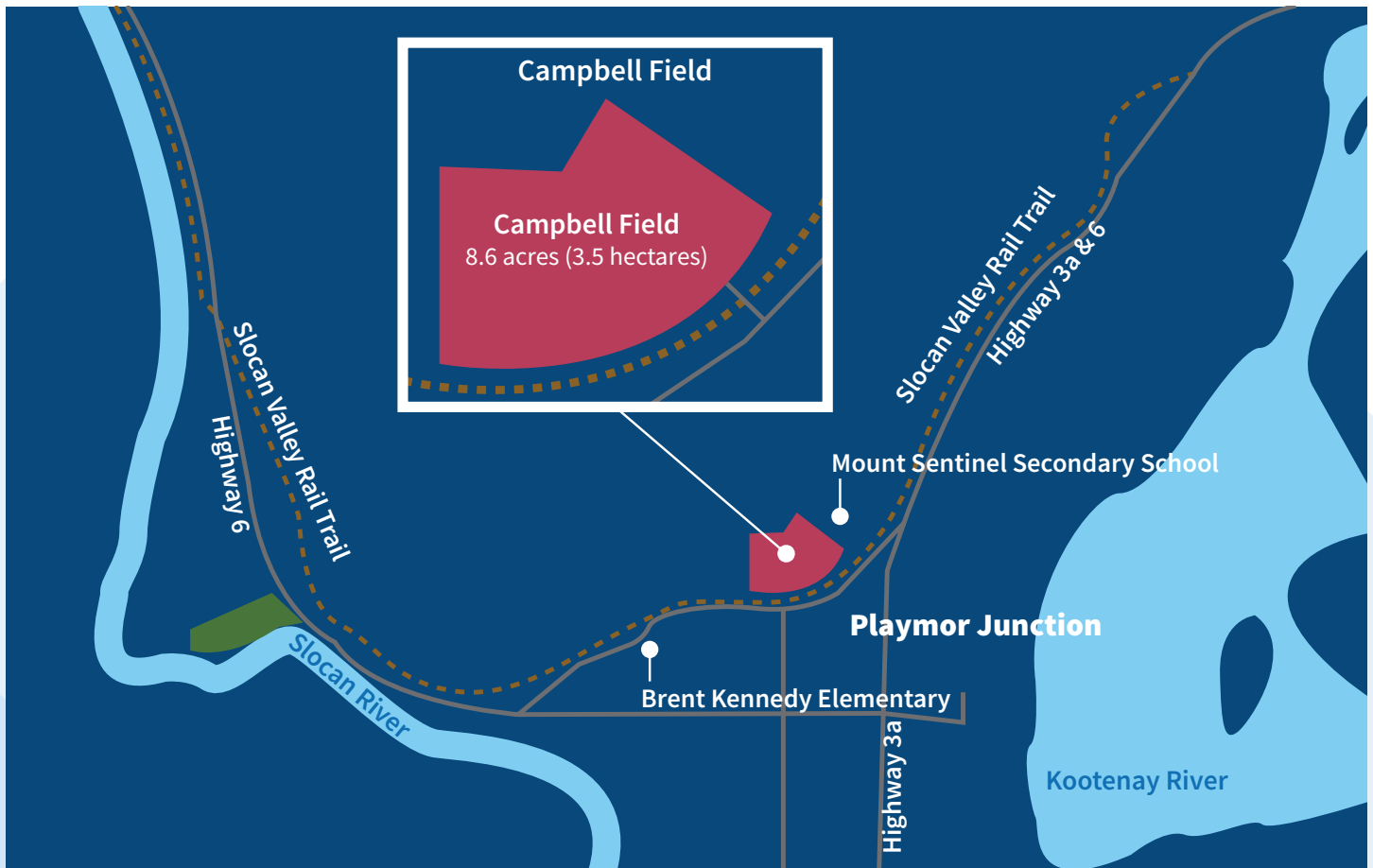




Table of Contents

1. Introduction	1
2. Public Survey	3
2.1 Residency	4
2.2 Travel Time	6
2.3 Willingness to Travel	7
2.4 Willingness to Pay	15
2.5 Other Comments	16
2.6 Respondent Profile	17
3. Community Group Survey	18
3.1 About Your Organization	19
3.2 Facility & Space Assessment	21
3.3 Willingness to Pay	25
3.4 Other Comments	25
4. Student Survey	26
4.1 About You	26
4.2 Recreation at Campbell Field	27
5. Conclusions	30
Appendix	32
Appendix A: Post Card	32
Appendix B: Household Questionnaire	33
Appendix C: Coded Survey Findings by Electoral Area	40
Appendix D: Community Group Questionnaire	59
Appendix E: Community Group Survey Participants	63
Appendix E: Student Questionnaire	64

1. Introduction



When the Regional District of Central Kootenay (RDCK) acquired Campbell Field from the South Slokan Sports Association, a commitment was made to carry on the legacy of the site as a valued and utilized community recreation hub. Located within Area H of the RDCK, local decision makers set out with a blank canvas to explore the future potential of the site as a recreation hub for both Area H residents as well as others in the broader market area.

The first step in this exploration was to complete the Area H Recreation Master Plan (under separate cover). The Master Plan, and the associated research and community

engagement conducted to build it, provided great insight as to Area H resident priorities and preferences and about the merits of partnering to provide recreation services.

Realizing this, and that other nearby areas within the RDCK, including the City of Castlegar and the City of Nelson had completed similar plans, the facilitation of a broader conversation around potential of the site and partnership opportunities was initiated. Beyond RDCK Areas and the three municipalities, local school authorities and other recreation stakeholders were also identified as important to include in this broader conversation.

An outcome of the aforementioned conversation was to proceed with additional study for this potential development. The RDCK commissioned a Feasibility Study for the Campbell Field site. This Feasibility Study confirms the need for different amenities at Campbell Field. This is completed through a program of research that includes:

- a review of recreation facilities in the including their utilization and condition;
- an examination of demographics of the area; and
- a program of community engagement.

Based upon the aforementioned research a facility program is identified. Using the facility program a facility concept is developed that includes floor plans and associated capital cost and operating cost analysis. The Feasibility Study concludes with a presentation of different partnership models as well potential ownership and operating models.

The Feasibility Study is available under a separate cover. This document is the What We Heard report which presents the findings of the community engagement. The program of engagement included a coded access household survey, an open access household survey, a community group survey, and a student survey.

A more detailed examination of each engagement tactic, along with its findings, is presented below.



Household Survey - Coded Access
732 responses



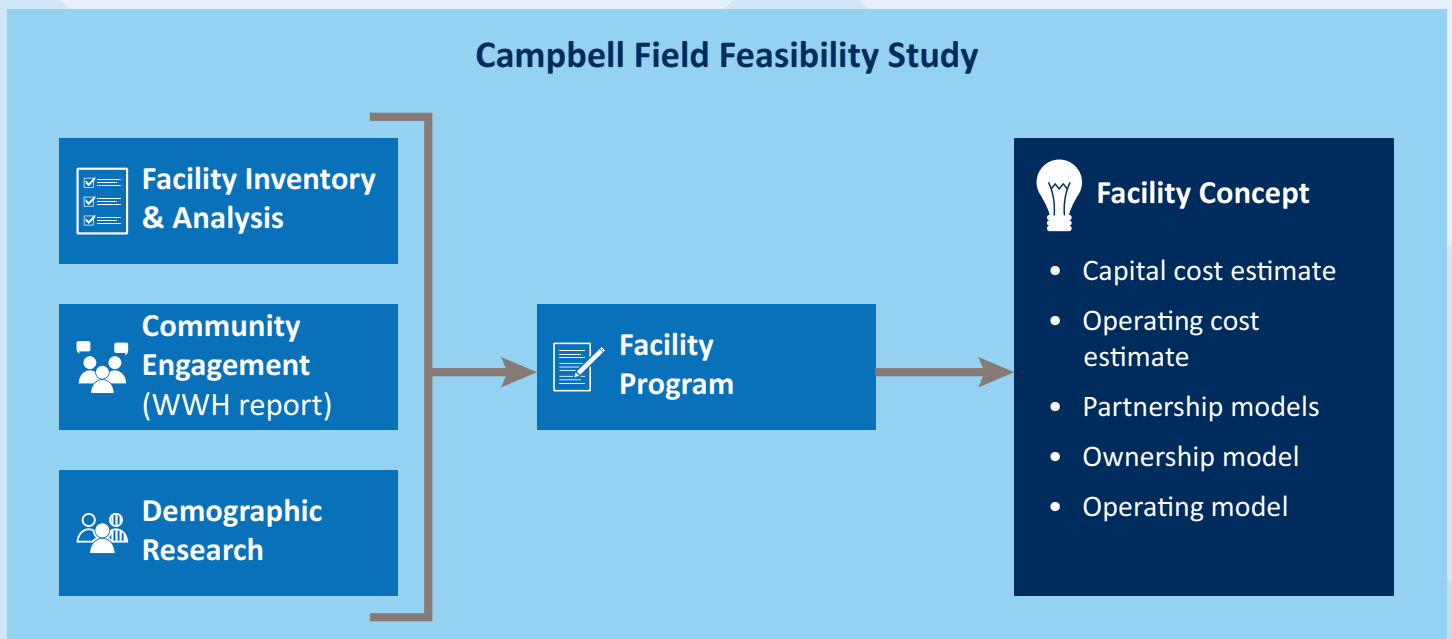
Household Survey - Open Access
358 responses



Community Group Survey
34 responses



Student Survey
89 responses



2. Public Survey

A survey was fielded with households in the potential market area for recreation facility development at the Campbell Field site. Included in this area are Castlegar, Nelson, Village of Slocan, Electoral Areas E, F, I, J, and the southern portion of Area H.

Households in this area were sent a postcard¹ promoting the study and the survey and inviting their participation. As well the postcards included an access code, unique to each household that enabled access to the online survey. The access code helped prevent multiple responses from a single household.² The survey was accessible on the Regional District of Central Kootenay website; the URL was hosted on a specific project page on the RDCK website. To further promote participation in the survey, the RDCK leveraged its communication channels; as well a short (~1-2 minute) video was produced. Periodic reminders were also communicated during the fielding window. Participants in the survey were additionally able to enter their names in a draw for a \$100 Visa gift card.

The survey was fielded from mid October through to late November (October 13, 2020 to November 30, 2020). Refer to the appendix to view the questionnaire. In total 732 responses were gathered which represents an overall margin of error of +3.6% 19 times out of 20 and a response rate of 4.1%. The findings of the coded access survey are considered representative of households in the market area. The findings from the coded access survey are presented below. Additionally these findings are examined according to travel times; the subsegment findings are included as tables below the overall findings.³ Tables presenting the findings according to Electoral Area are included in the Appendix.

While the delivery of the postcard provided an access code to all homes in the study area, there was a recognition that some homes may not have had their access code available as they tried to provide their feedback. As such a survey was available that mirrored the coded access survey but without the requirement for a code. This survey gathered responses from late October (October 28, 2020) through to early December (December 3, 2020). In total 358 responses were gathered. These findings have not been combined with the findings from the coded access survey – there were no controls in place to ensure that households did not participate in both surveys or that multiple entries were made by anyone respondent in this open access survey. These findings are presented alongside those from the open access survey.

1 Refer to the Appendix to see the postcard.

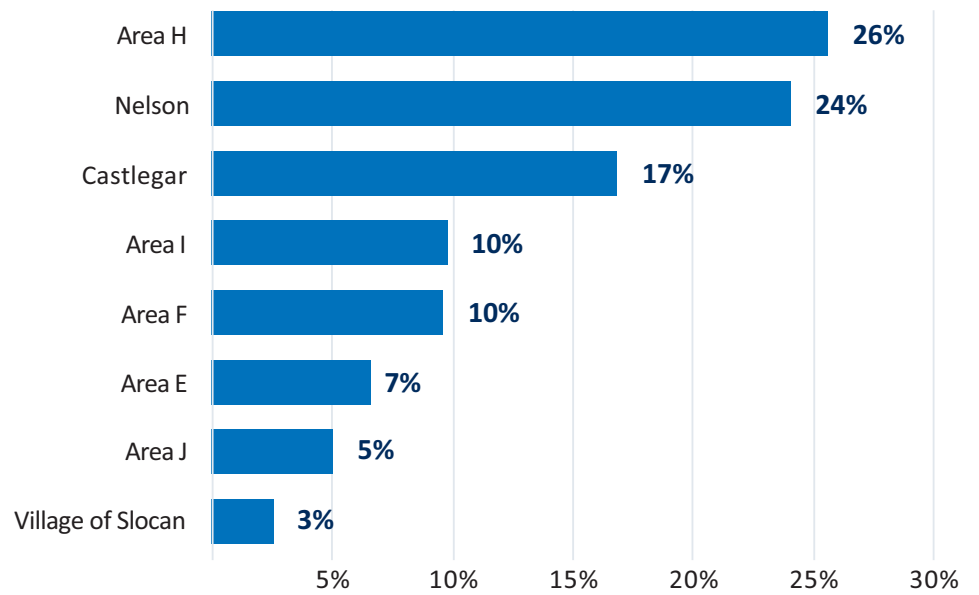
2 In total 17,818 postcards were delivered to households using neighbourhood mail. They were unaddressed and sent to all mailboxes in the region.

3 The different segments used for further analysis are: “up to 10 minutes” (207 respondents); “11-20 minutes” (382 respondents); “21-30 minutes” (77 respondents); and “31+ minutes” (49 respondents).

2.1 Residency

To begin, respondents were asked to indicate where they live. As illustrated in the graph, approximately one-quarter of respondents live in Area H (26%) or Nelson (24%).

Where do you live?



Open Survey

- Nelson – 36%
- Area H – 24%
- Area F – 11%
- Castlegar – 7%
- Area E – 7%
- Area I – 5%
- Village of Slocan – 3%
- Area J – 2%
- Other – 4%



Respondents identifying their residency as an electoral area were then further able to identify a more detailed location. These are presented in the following tables.

Where in Area E?	
Mountain Station / South Sheppard	3%
Bealby / Horicks Points	5%
Golf Links / Silverking / Knox	5%
Taghum	11%
Blewett	76%

Where in Area F?	
7 to 10 mile	4%
Johnstone Rd. to Nasookin Rd.	12%
Taghum / Sproule Creek	14%
Beasley	17%
5 and 6 mile	23%
Bonnington	29%

Where in Area H	
Rural Slocan / Brandon	2%
Appledale / Lemon Creek	6%
Playmor Junction	8%
Crescent Valley	11%
South Slocan	12%
Passmore / Vallican	13%
Slocan Park	14%
Winlaw	15%
Krestova	19%

Where in Area I?	
Playmor Junction West	2%
Brilliant	3%
Thrums	12%
Pass Creek	12%
Voykin Subdivision	12%
Tarrys	12%
Glade (Glade & Glade Central)	24%
Shoreacres (Upper & Lower)	27%

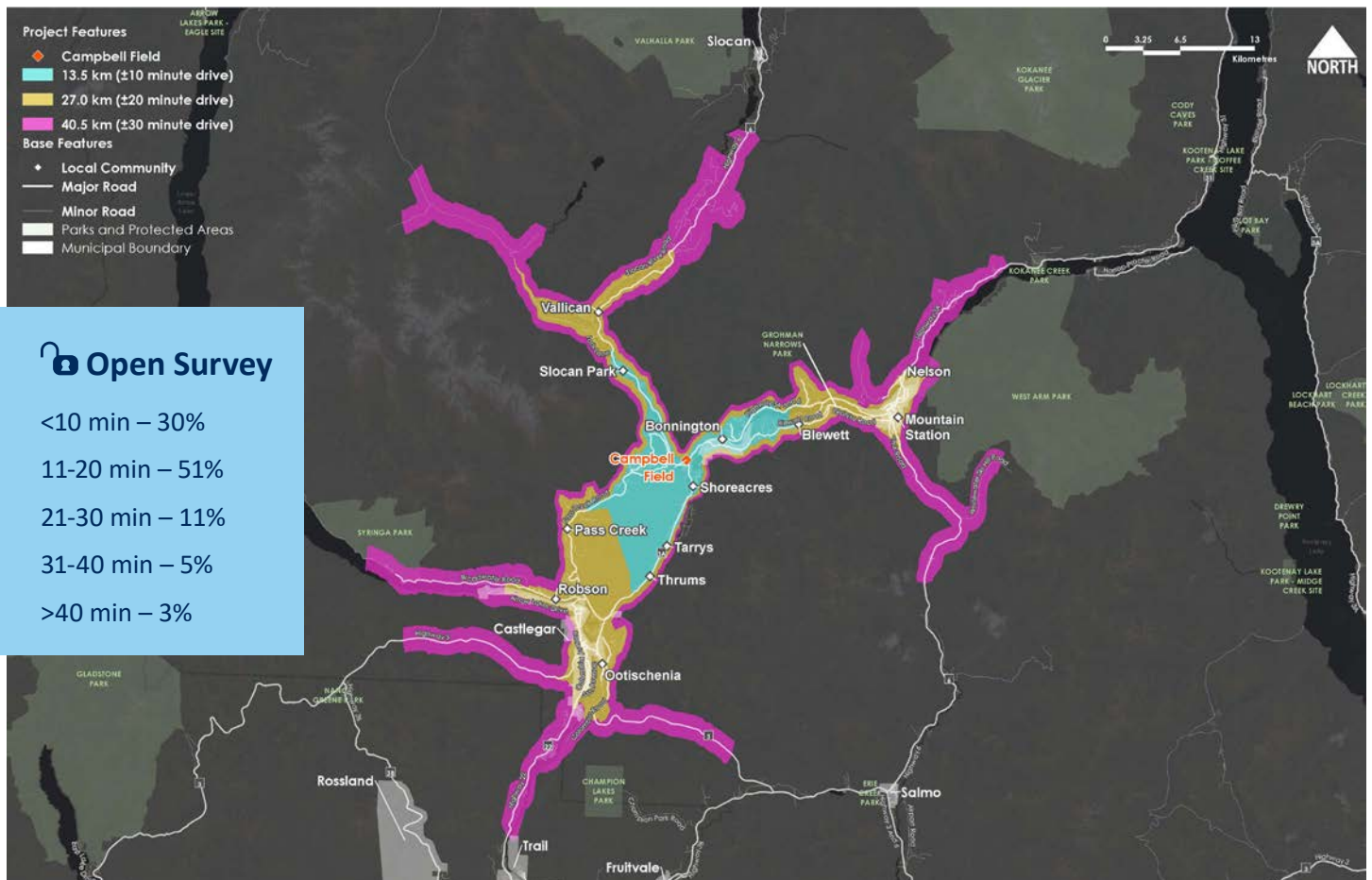
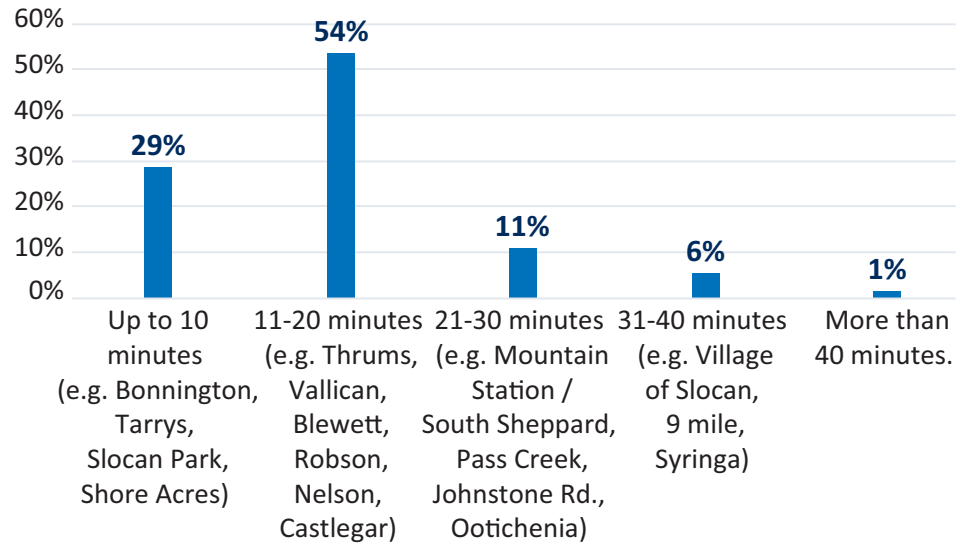
Where in Area J?	
Hugh Keenleyside Dam	6%
Raspberry	11%
Robson	29%
Ootischenia	54%

2.2 Travel Time

Travel times from several locations to the Campbell Field site at the Playmor Junction were provided. The intent of this information was to allow respondents to better understand the approximate time it would take to travel (one way) from their home to the site.

Over three-quarters (83%) of respondents live within a twenty minute drive (one way) with less than one-third (29%) living within ten minutes.

**Travel Time One Way
(Home to Campbell Field)**



2.3 Willingness to Travel

Given a list of activities, respondents were asked if they would travel to Campbell Field to participate in each. They were asked to consider the travel time from their home to the site as they provided their responses. Activities were separated into outdoor and indoor activities.

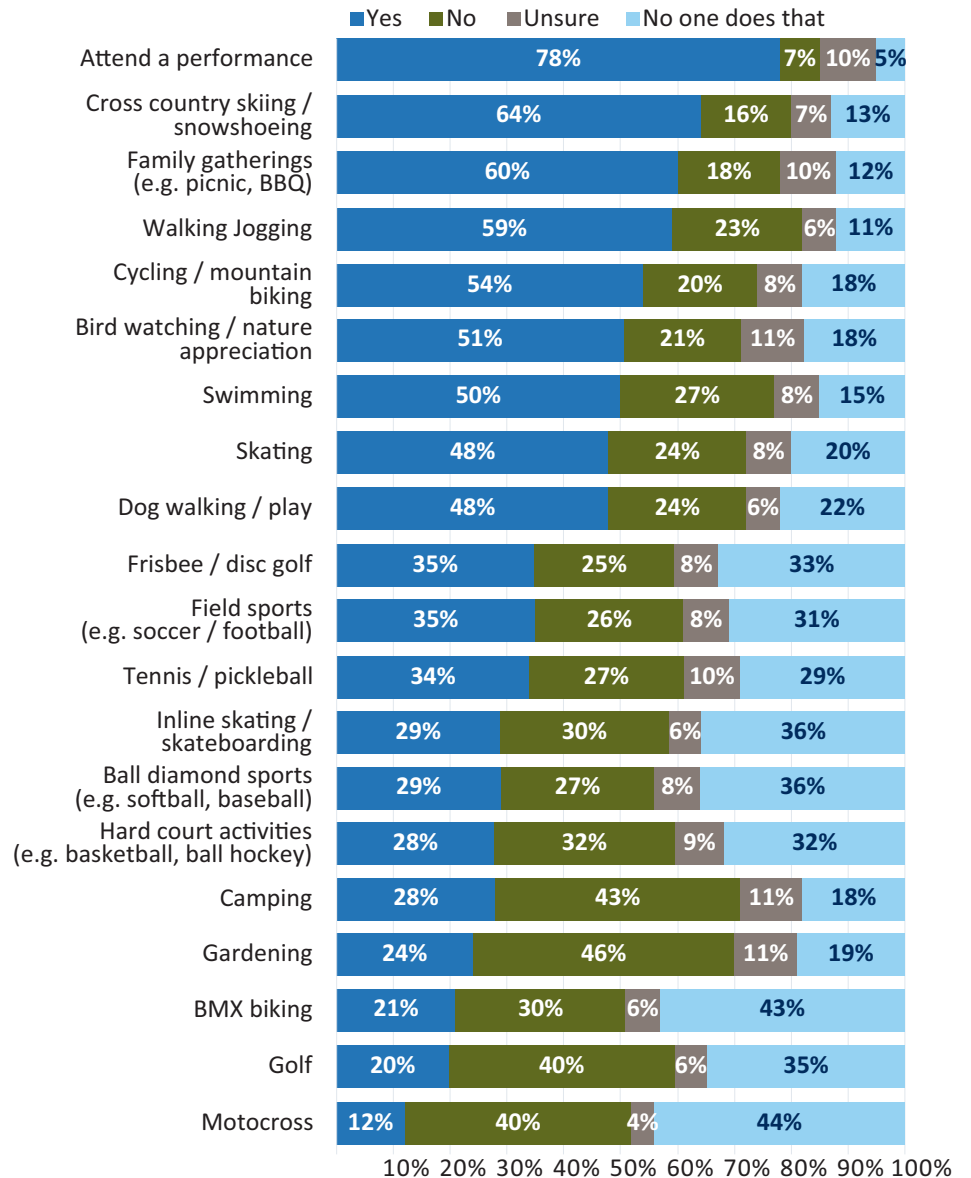
Outdoor Activities

Approximately three-quarters (78%) of respondents said they would travel to Campbell Field to attend an outdoor performance. Approximately two-thirds of respondents are willing to travel to the site to participate in cross country skiing / snowshoeing (64%) and family gatherings (60%). See the graph for additional results.

Open Survey

- Attend a performance – 70%
- Cross country ski – 70%
- Cycling / mtn biking – 69%
- Family gatherings – 53%
- Swimming – 53%
- Walking / jogging – 50%

Are you willing to travel to Campbell Field to participate in these OUTDOOR activities?



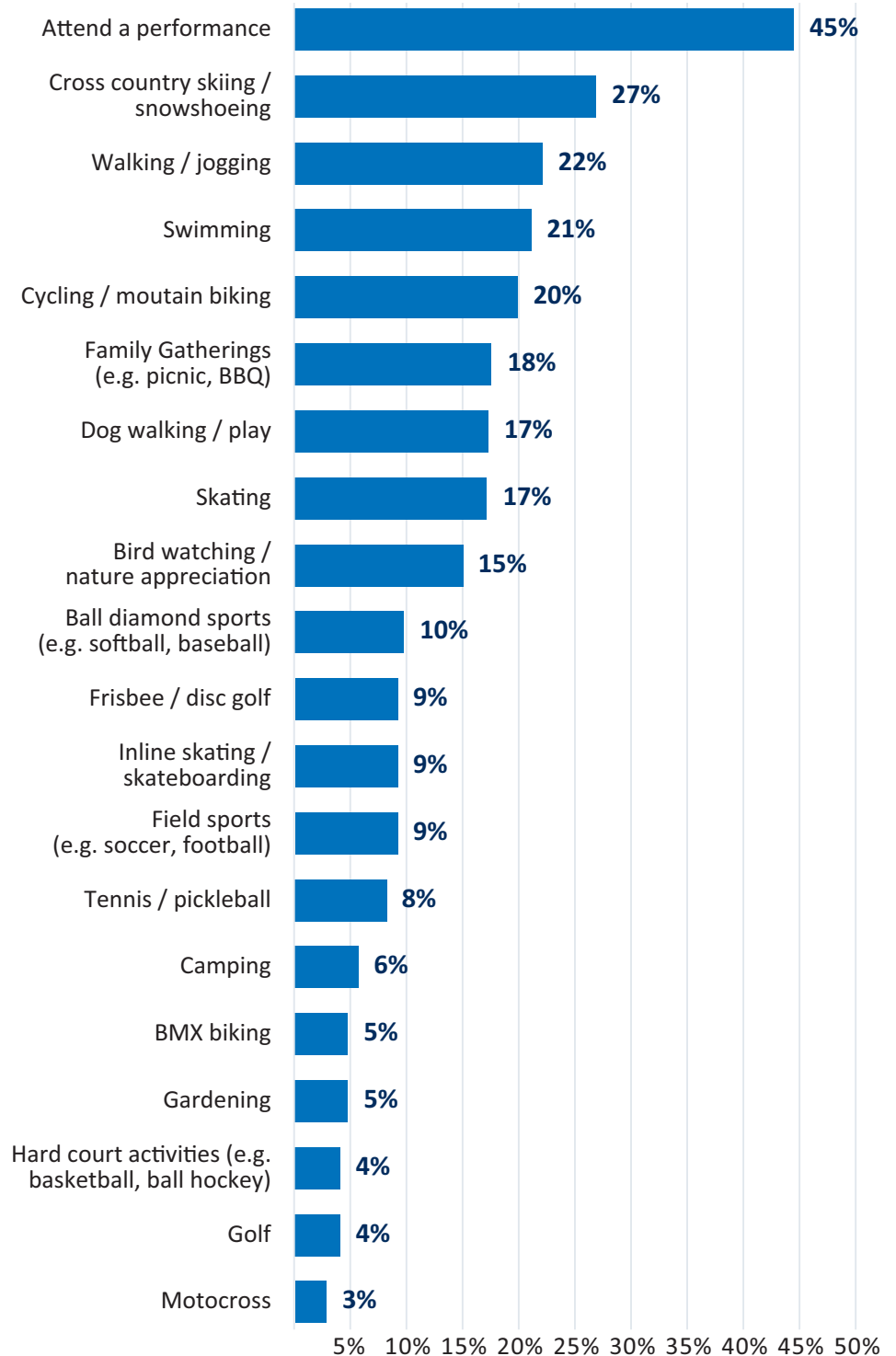
Subsegment Analysis

The following table shows the proportion of respondents who said, “Yes” they would travel to Campbell Field to participate in the different outdoor activities according to the different travel times from their homes to Campbell Field.

Outdoor Activities	Travel Time (one way) From Home to Campbell Field			
	<10 min	11-20 min	21-30 min	>31 min
Attend a performance	86%	78%	61%	71%
Ball diamond sports	45%	24%	26%	18%
Bird watching / nature appreciation	55%	54%	35%	43%
BMX biking	32%	19%	14%	10%
Camping	20%	34%	22%	29%
Cross country skiing / snowshoeing	70%	65%	51%	57%
Cycling / mountain biking	64%	54%	42%	41%
Dog walking / play	58%	46%	35%	39%
Family gatherings	70%	59%	39%	55%
Field sports	52%	32%	26%	12%
Frisbee / Disc golf	45%	33%	26%	20%
Gardening	34%	20%	20%	14%
Golf	26%	18%	17%	14%
Hard court activities	44%	22%	25%	14%
Inline skating / skateboarding	39%	26%	27%	14%
Motocross	17%	8%	16%	12%
Skating	66%	44%	33%	31%
Swimming	65%	46%	38%	41%
Tennis / pickleball	51%	29%	27%	14%
Walking/ jogging	66%	60%	50%	39%

Next, respondents were asked to provide some insight into their priorities. Considering the same list of activities they identified their top three outdoor preferences for which they would travel to Campbell Field. Almost half (45%) said that attending a performance at Campbell Field outdoors is one of their top three priorities. Approximately one-quarter (27%) said cross country skiing / snowshoeing is one of their top three preferences. Refer to the graph for additional responses.

Top 3 Outdoor Activity Priorities for Campbell Field



Open Survey

Attend a performance – 32%

Cross country ski – 28%

Cycling / mtn biking – 28%

Swimming – 21%

Inline skating / skateboarding – 18%

Walking / jogging – 18%

Subsegment Analysis

The following table shows the proportion of respondents who selected the outdoor activities as one of their their top three (3) for which they would travel to Campbell Field to participate in.

Outdoor Activities	Travel Time (one way) From Home to Campbell Field			
	<10 min	11-20 min	21-30 min	>31 min
Attend a performance	36%	48%	48%	50%
Ball diamond sports	13%	9%	7%	2%
Bird watching / nature appreciation	11%	16%	18%	15%
BMX biking	5%	5%	7%	4%
Camping	1%	8%	7%	7%
Cross country skiing / snowshoeing	22%	31%	24%	22%
Cycling / mountain biking	17%	22%	20%	20%
Dog walking / play	16%	18%	20%	17%
Family gatherings	16%	17%	17%	28%
Field sports	13%	8%	6%	7%
Frisbee / Disc golf	9%	11%	6%	7%
Gardening	5%	4%	9%	7%
Golf	4%	5%	1%	2%
Hard court activities	6%	4%	3%	-
Inline skating / skateboarding	13%	8%	6%	4%
Motocross	3%	2%	7%	4%
Skating	27%	14%	13%	9%
Swimming	31%	16%	20%	26%
Tennis / pickleball	12%	7%	4%	9%
Walking/ jogging	17%	24%	25%	24%

Considering only those people who **said they would support an increase in annual property taxes** if it meant new recreation amenities were to be developed at Campbell Field, the top outdoor activities are:

- Attend a performance (42%)
- Swimming (29%)
- Cross country skiing / snowshoeing (28%)
- Skating (25%)
- Cycling / mountain biking (23%)

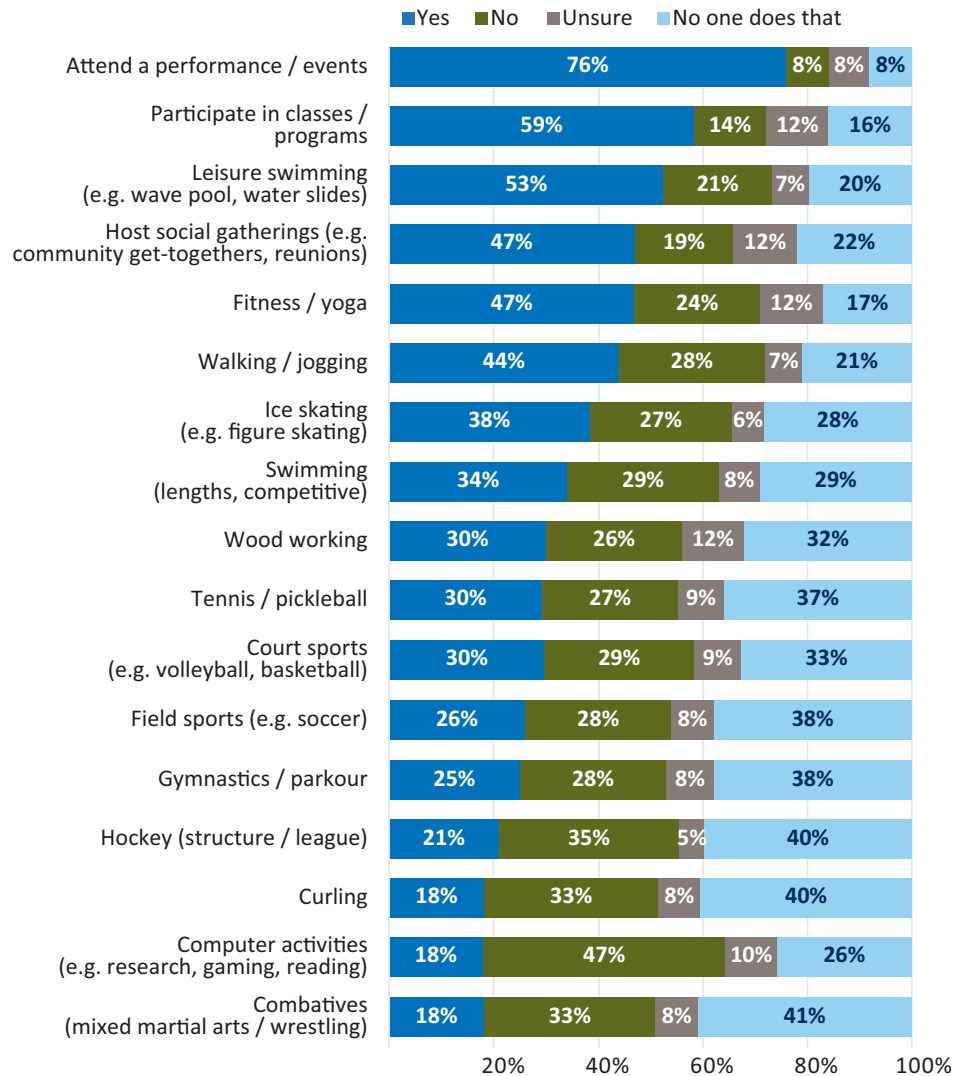
Indoor Activities

Considering the list of indoor activities, approximately three-quarters (76%) of respondents would travel to Campbell Field to attend a performance or event indoors. Over half would travel to participate in classes / programs (59%) or leisure swimming (53%).

Open Survey

- Attend a performance – 63%
- Leisure swimming – 55%
- Participate in classes – 49%
- Fitness / yoga – 46%
- Host social gatherings – 43%
- Swimming (lengths) – 38%
- Ice skating – 35%
- Wood working – 35%
- Walking / jogging – 34%

Are you willing to travel to Campbell Field to participate in these INDOOR activities?



Subsegment Analysis

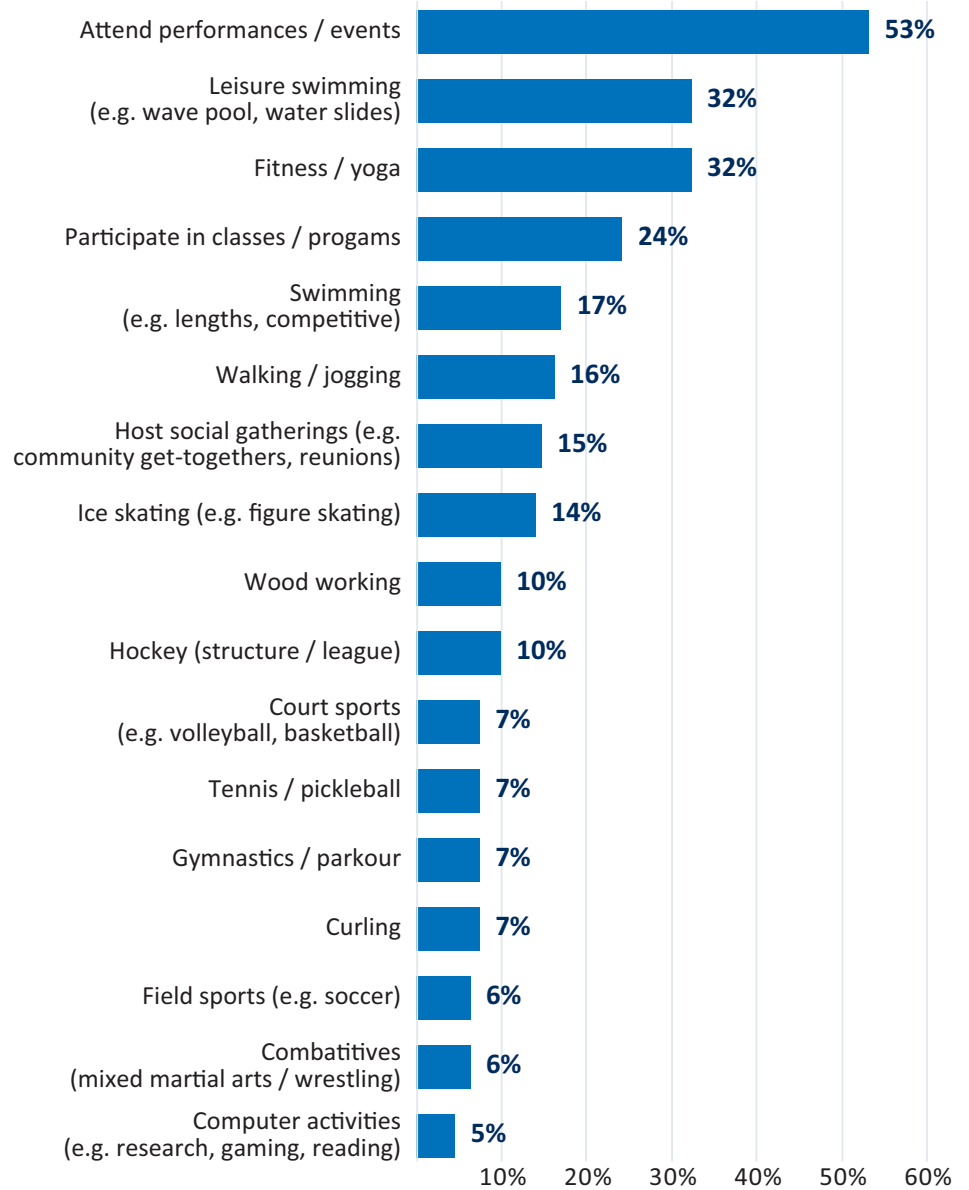
The following table shows the proportion of respondents who said, “Yes” they would travel to Campbell Field to participate in the different indoor activities according to the different travel times from their homes to Campbell Field.

Indoor Activities	Travel Time (one way) From Home to Campbell Field			
	<10 min	11-20 min	21-30 min	>31 min
Attend performances / events	85%	76%	60%	71%
Combatives	28%	13%	16%	18%
Computer activities	25%	13%	21%	18%
Court sports	42%	26%	25%	12%
Curling	28%	15%	14%	12%
Field sports	37%	24%	22%	10%
Fitness / yoga	73%	38%	35%	33%
Gymnastics / Parkour	32%	23%	23%	18%
Hockey	30%	16%	21%	18%
Host social gatherings	53%	47%	39%	39%
Ice skating	55%	34%	26%	29%
Leisure swimming	64%	50%	42%	45%
Participate in classes / programs	76%	55%	46%	43%
Swimming	48%	28%	26%	37%
Tennis / pickleball	44%	23%	22%	10%
Walking / jogging	53%	43%	39%	29%
Wood working	37%	31%	18%	18%



Next, respondents were asked to provide some insight into their priorities. Considering the same list of activities they identified their top three indoor preferences for which they would travel to Campbell Field. Approximately half (53%) said attending performances / events is a top priority. Approximately one-third identified leisure swimming (32%) and fitness / yoga (32%) as a top three priority. Refer to the graph for other responses.

Top 3 Indoor Activity Priorities for Campbell Field



Open Survey

- Attend a performance – 34%
- Fitness / yoga – 31%
- Leisure swimming – 30%
- Swimming (lengths) – 15%
- Participate in classes – 14%
- Gymnastics / parkour – 12%
- Host social gatherings – 11%
- Walking / jogging – 11%
- Wood working – 11%

Subsegment Analysis

The following table shows the proportion of respondents who selected the indoor activities as one of their top three (3) for which they would travel to Campbell Field to participate in.

Indoor Activities	Travel Time (one way) From Home to Campbell Field			
	<10 min	11-20 min	21-30 min	>31 min
Attend performances / events	40%	58%	58%	66%
Combatives	7%	5%	6%	7%
Computer activities	4%	4%	3%	11%
Court sports	6%	9%	8%	2%
Curling	8%	6%	8%	2%
Field sports	7%	7%	5%	7%
Fitness / yoga	48%	26%	25%	11%
Gymnastics / Parkour	8%	7%	5%	2%
Hockey	13%	7%	13%	9%
Host social gatherings	10%	17%	15%	21%
Ice skating	19%	11%	12%	21%
Leisure swimming	37%	31%	34%	25%
Participate in classes / programs	21%	27%	19%	23%
Swimming	26%	13%	19%	14%
Tennis / pickleball	8%	7%	8%	7%
Walking / jogging	11%	19%	19%	16%
Wood working	7%	13%	8%	5%

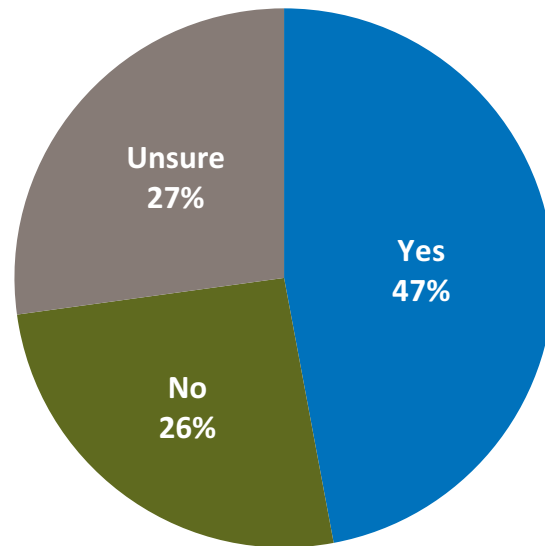
Considering those people who said they would support an increase in annual property taxes if it meant new recreation amenities were to be developed at Campbell Field, their top indoor activities are:

- Attend a performance (48%)
- Leisure swimming (36%)
- Fitness / yoga (33%)
- Participate in classes / programs (21%)
- Ice skating (17%)

2.4 Willingness to Pay

Almost half (47%) of respondents would support an increase in their annual property taxes if it meant that new recreation amenities were to be developed at Campbell Field. Approximately one-quarter (26%) would not support an increase while a similar proportion (27%) are unsure.

Would You Support an Increase in Annual Property Taxes?



Open Survey

Yes – 55%

No – 17%

Unsure – 28%

Subsegment Analysis


The following table shows the levels of support for annual property tax increases according to travel time (one way) from their homes to Campbell Field.

	Travel Time (one way) From Home to Campbell Field			
	<10 min	11-20 min	21-30 min	>31 min
Yes	62%	43%	33%	41%
No	9%	28%	51%	39%
Unsure	29%	19%	17%	20%

2.5 Other Comments

Respondents were able to provide any other comments about the development at Campbell Field. Comments made by at minimum fifteen respondents are noted below.

- Support development. Interest in proceeding with the development of recreation amenities was affirmed by a large number of respondents. (96 comments)
- Against development. Many do not want to see the development citing existing facilities in Castlegar and Nelson. Others referenced denied enhancements to the Castlegar Complex. (37)
- Support location. The Campbell Field location is more convenient for some respondents; it is also in a “neutral” site considering Nelson and Castlegar. (28)
- Do not impact taxes. Concerns were expressed about increased taxes that may come about due to any development at Campbell Field. (24)
- Too far. For some respondents the Campbell Field site would mean an undesirable drive. (21)
- Consider the environment / keep it natural. Concerns were expressed about development and its impact on wildlife habitat and facility impacts on climate change. (20)
- BMX / skateboard park is necessary. A desire for these amenities was requested by some. (16)
- Support a small tax increase. Some reinforced their support of a tax increase to support new recreation facilities depending upon the amenities, the cost to access, and the benefits accrued to local business. (15)



2.6 Respondent Profile

Have long have you lived in the area?

< 1 year	2%
1-5 years	17%
6-10 years	11%
More than 10 years	70%

Household Composition

0-4 yrs	5.6%
5-9 yrs	7.6%
10-14 yrs	7.2%
15-19 yrs	4.8%
20-29 yrs	7.3%
30-39 yrs	13.6%
40-49 yrs	14.8%
50-59 yrs	14.1%
60-69 yrs	16.3%
70-79 yrs	7.6%
80 yrs and older	1.2%

Open Survey

Have long have you lived in the area?

<1 year – 5%

1-5 yrs – 18%

6-10 yrs – 13%

More than 10 yrs – 63%

Household Composition

0-4 yrs - 5.3%

5-9 yrs - 8.1%

10-14 yrs – 9.3%

15-19 yrs – 5.8%

20-29 yrs – 11.9%

30-39 yrs – 18.3%


40-49 yrs – 20.8%

50-59 yrs – 9.9%

60-69 yrs – 7.7%

70-79 yrs – 2.6%

80 yrs and older – 0.4%



3. Community Group Survey

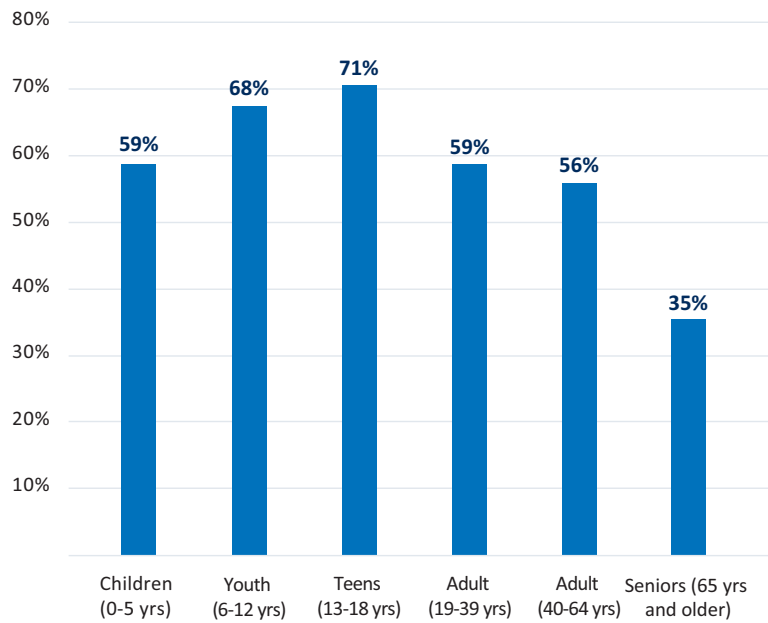
Community groups delivering services to residents in the study area were invited to participate in a survey to gather their thoughts about the potential development at Campbell Field. An email invitation was sent out by the RDCK to a list of community organization representatives operating in the area. The invitation provided an overview of the study and the survey; it also requested that a single response be provided to the survey on behalf the organization. A link to the online questionnaire was included in the email and a hard copy version of the questionnaire was attached for reference or for groups to complete and return. See the questionnaire in the appendix. Several reminder notices and messages of encouragement were sent to groups during the fielding window. Responses were gathered from early October (October 6, 2020) through to late November (November 20, 2020). In total thirty-four organizations provided a response. This included community societies, indoor and outdoor sport groups, recreation organizations, and others. Please refer to the appendix for a complete list of respondent organizations.



3.1 About Your Organization

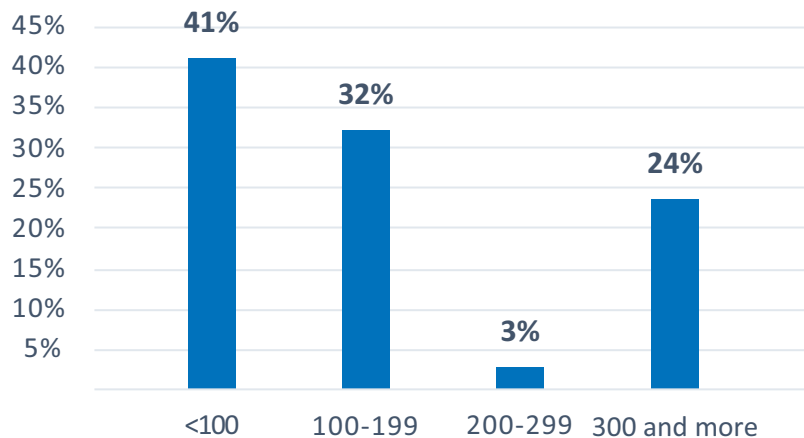
There is a range of organizations that participated in the survey as evidenced by the list included in the appendix. They include youth focused sport and recreation groups (e.g. Nelson Minor Hockey), groups that require indoor spaces (e.g. Selkirk Challengers Gymnastics Club) and those utilizing outdoor spaces (e.g. West Kootenay Football Club). Some are structured (e.g. Nelson Air Cadets) while others are more interesting in unstructured activities (e.g. South Slokan Skateboard Club). Respondents include community / neighbourhood groups (e.g. Slokan Park Community Hall Society) as well as more formal organizations (e.g. South Slokan Commission of Management). Respondents include organizations that provide services to all ages, as illustrated in the accompanying graph.

Age Groups of Primary Participants / Members



The organizations are large and small with participant / member numbers ranging from near single digits to over a thousand. Some groups represent an interest and so do not have formal numbers. Approximately three-quarters (73%) of respondent groups have less than two hundred members.

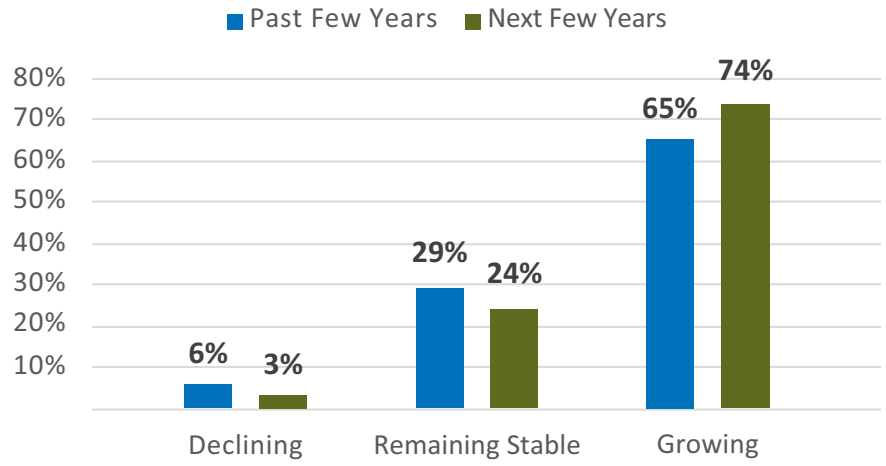
How many participants belong to your organization?



The trend over the last few years is generally expected to hold for the respondents with a majority experiencing growth with a sizeable group remaining stable. Those expecting to experience growth (74%) over the next few years is larger than the number who have been experiencing growth (65%).

While there is variability in terms of the residency of participants / members for group respondents, the greatest participation across the respondents comes from Nelson, Castlegar, and Area H.

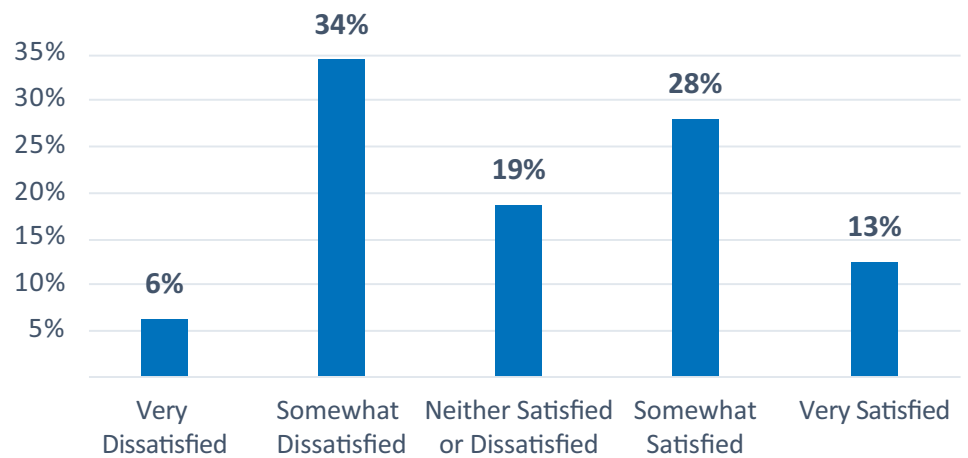
Participation Trends



3.2 Facility & Space Assessment

There is almost an even split between the proportion of groups dissatisfied (40%) and satisfied (41%) with the ability of recreation facilities in the region to meet the groups' needs for programs and activities.

Satisfaction with Recreation Facilities in the Region



When asked to explain their answer a variety of comments were made:

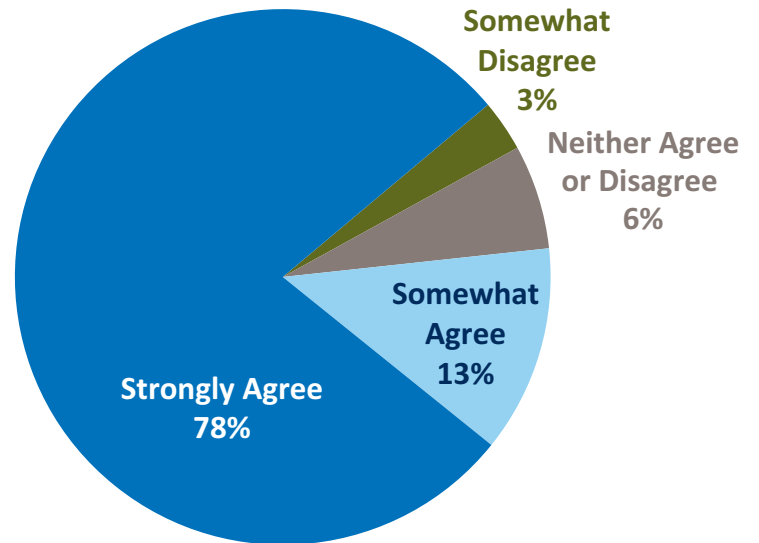
- Groups are able to deliver their programs in the spaces currently available to them. In some instances they are using community spaces, while in other instances they are using private facilities or even their own.
- Some groups spoke about the challenges of getting sufficient access to space to fully enable their programming or to accommodate any growth in their programming.
- Some groups expressed the need for additional indoor facilities for several reasons: travel to access space in Castlegar and Nelson can be a significant barrier; an indoor facility would help extend their activity year round; an indoor facility would facilitate skill building throughout the year; it would provide recreational space for those around the Playmor Junction and north – particularly young children.



Respondents were informed that the RDCK is considering the development of some recreation facilities at the Campbell Field site along with several other partners. Approximately three-quarters (78%) of respondents strongly agreed that recreation facilities and spaces (indoor and outdoor) should be developed on the Campbell Field site. Refer to the graph.

When explaining their responses, many spoke about Campbell Field being a good location. The benefits that would accrue to the community were also mentioned. New recreational facilities would provide opportunities for enhanced and additional recreational programs and opportunities was mentioned by some respondents. A few respondents expressed concern about a new development adversely impacting existing facilities.


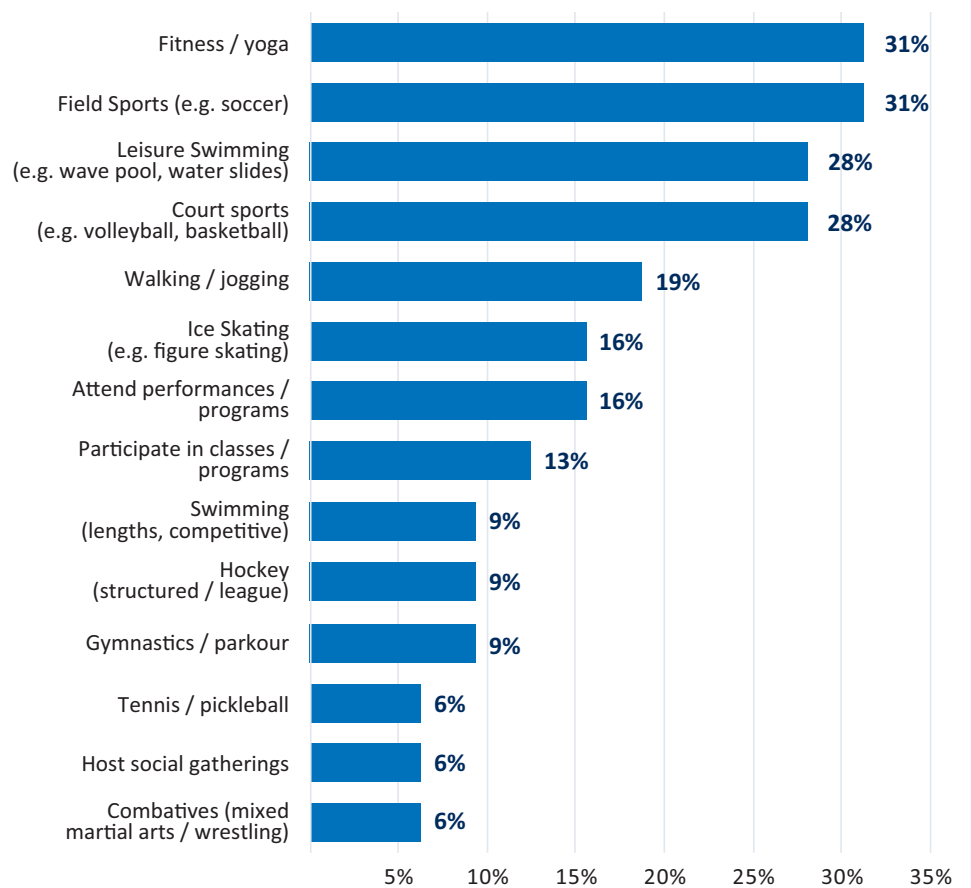
To what extent do you agree that recreation facilities and spaces should be developed on the Campbell Field site?



Activity Preferences

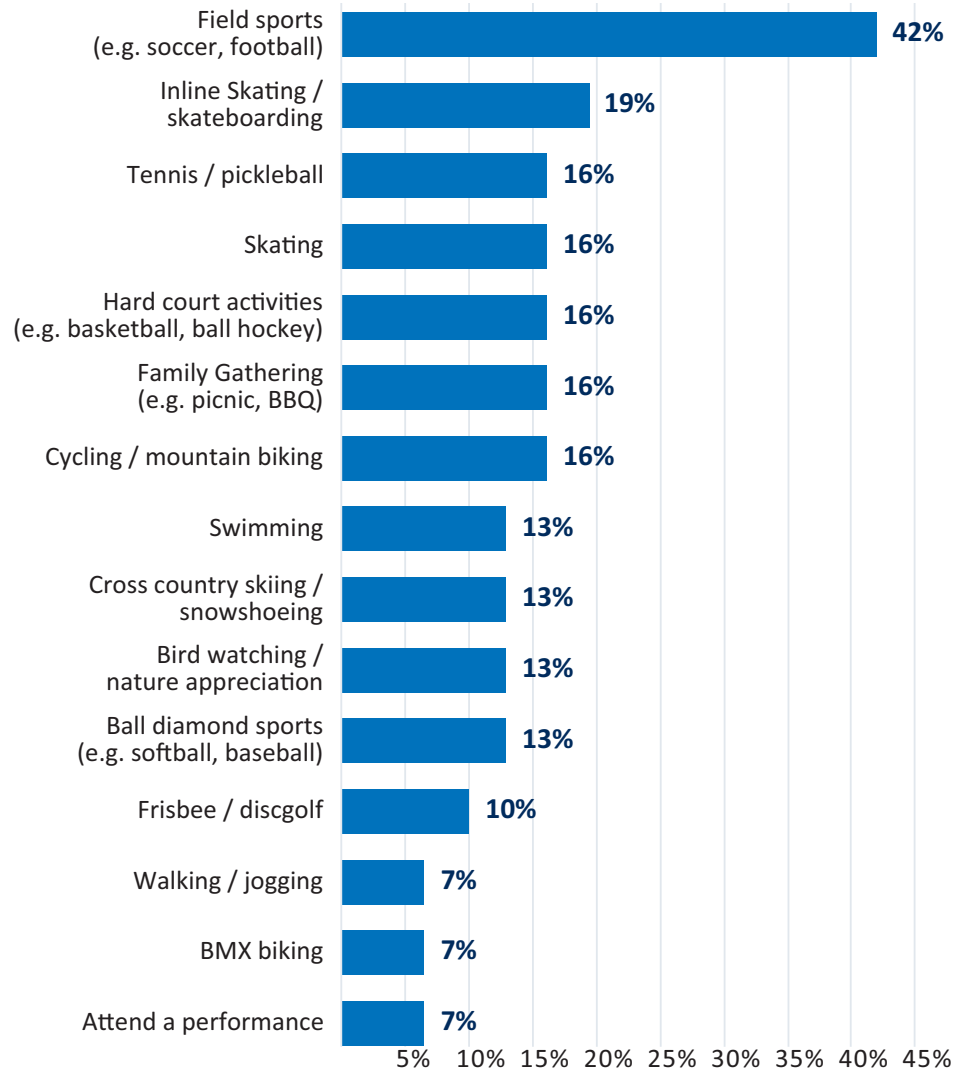
Next, respondents were presented with a list of indoor activities that could be accommodated with the development of new spaces at the Campbell Field site. From the list they were to identify their top three (3) activity preferences that they think any new facility development should accommodate. As illustrated in the graph, the top preferences are: fitness / yoga (31%); field sports (31%), leisure swimming (28%); and court sports (28%).

Top 3 Indoor Activity Preferences



Given a list of outdoor activities that could be accommodated with the development of new spaces at the Campbell Field site and asked to pick their top three (3) activity preferences the top preference is field sports (42%). Inline skating / skateboarding was a distance second (19%). Refer to the graph for additional information.

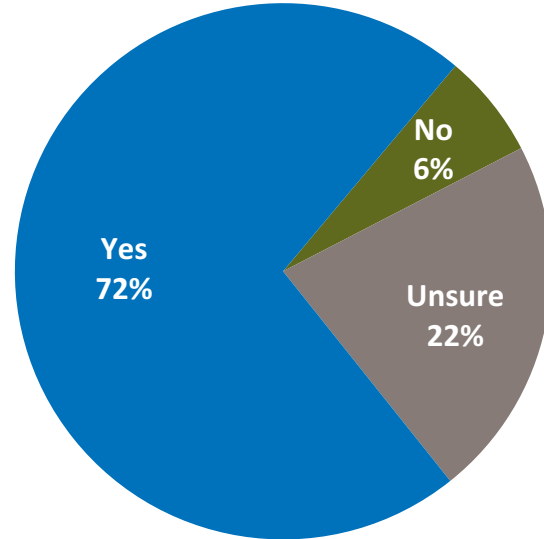
Top 3 Outdoor Activity Preferences



3.3 Willingness to Pay

Approximately three-quarters of respondents said they would support an increase in facility user fees or rental fees beyond the current rates if it meant that new recreation amenities were to be developed at Campbell Field. Refer to the graph.

Would you support an increase in user fees or rental fees to develop new recreation amenities in Campbell Field?



3.4 Other Comments

Finally, respondents were able to share any thoughts they had about the potential development at Campbell Field. Many groups reiterated the **need for the potential development** at Campbell Field, particularly indoor spaces that can support a multitude of activities and that can offer spaces that are not available at all in the area. Concern was expressed by one respondent about not duplicating the hall space that is available throughout the area however. Some groups expressed interest in being further involved as the planning and development for a facility unfolds. Affordability to use a new facility was mentioned as an important consideration as was the recognition of the Indigenous culture in the area.



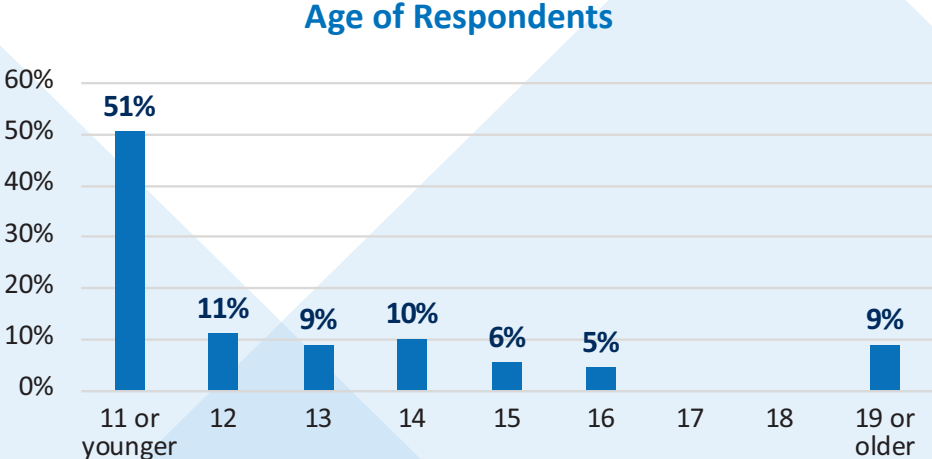
4. Student Survey

A survey was fielded with students attending schools in the region. The RDCK contacted School Districts 8 and 20 to explain the project and to request students participate in the survey. The questionnaire was fielded online although a hard copy version was available as well. The questionnaire did include a map showing the location of Campbell Field – refer to the appendix for a copy of the questionnaire.

While the household survey represented the perspective of all members of the households, including children and youth, this specific student survey provide an opportunity for the area’s youth to directly provide their input. Responses were captured throughout the month of December 2020 (December 4 – 22, 2020). In total the findings from eighty-nine respondents are presented below.

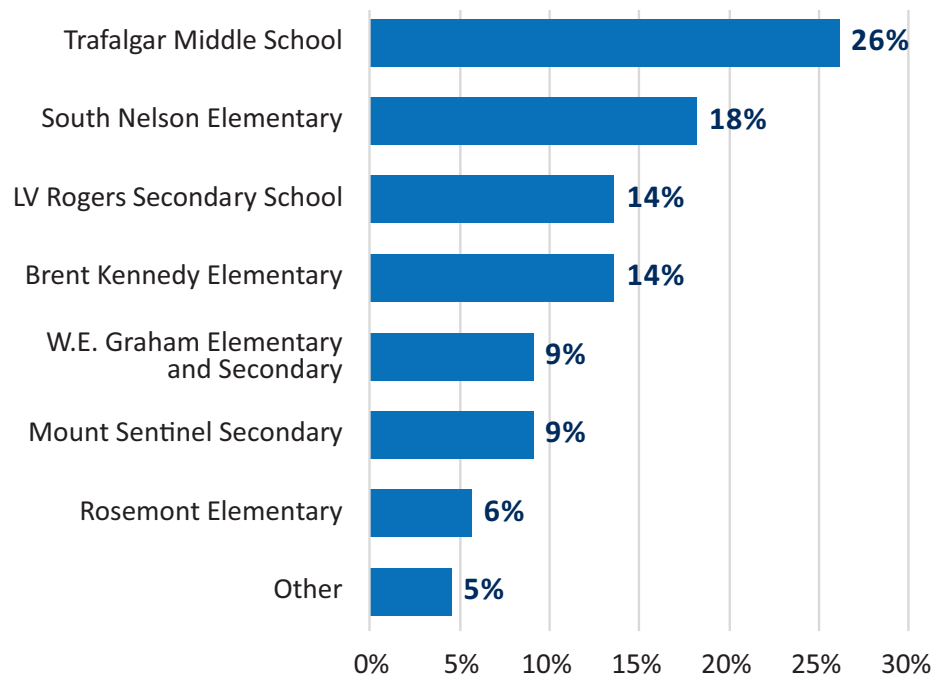
4.1 About You

As shown in the graph, approximately half (51%) of respondents are eleven years of age or younger.



Respondents attend a number of different schools, with approximately one-quarter (26%) of them being Trafalgar Middle School students. "Other" includes J.V. Humphreys and distance education and Homelinks.

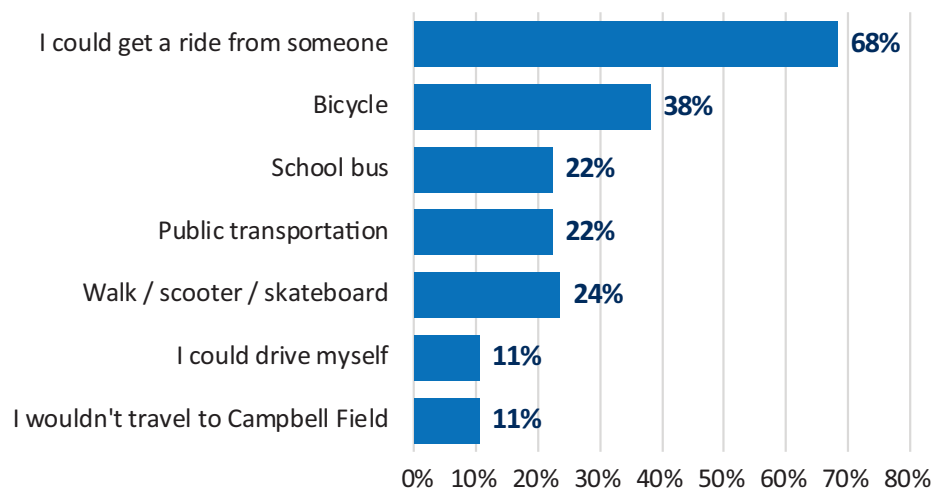
Schools of Respondents



4.2 Recreation at Campbell Field

Respondents were asked how they would be able to travel to Campbell Field, thinking about where they live. Approximately two-thirds (68%) of respondents said they could travel to Campbell Field by getting a ride from someone. Over one-third (38%) said they could ride a bicycle. Of note, 11% said they would not travel to Campbell Field.

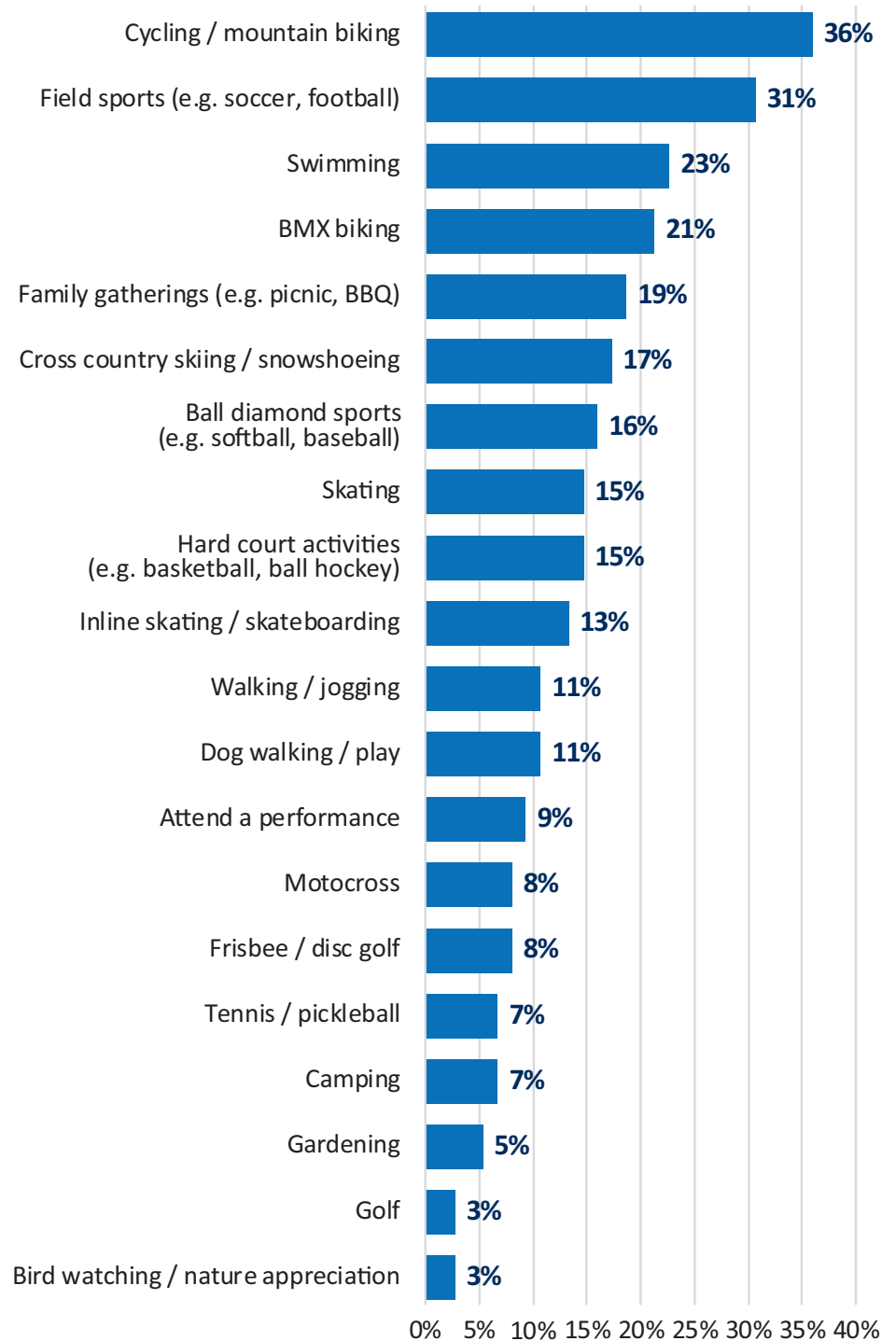
Means of Traveling to Campbell Field



Activity Priorities

Given a list of outdoor recreation activities, respondents were asked to pick the top three (3) that people should be able to do at Campbell Field. As illustrated in the graph, cycling / mountain biking (36%) and field sports (31%) were the top priorities with approximately one-third of respondents saying those activities are in their top three.¹

Top Three OUTDOOR Activities that Should Be Accommodated at Campbell Field



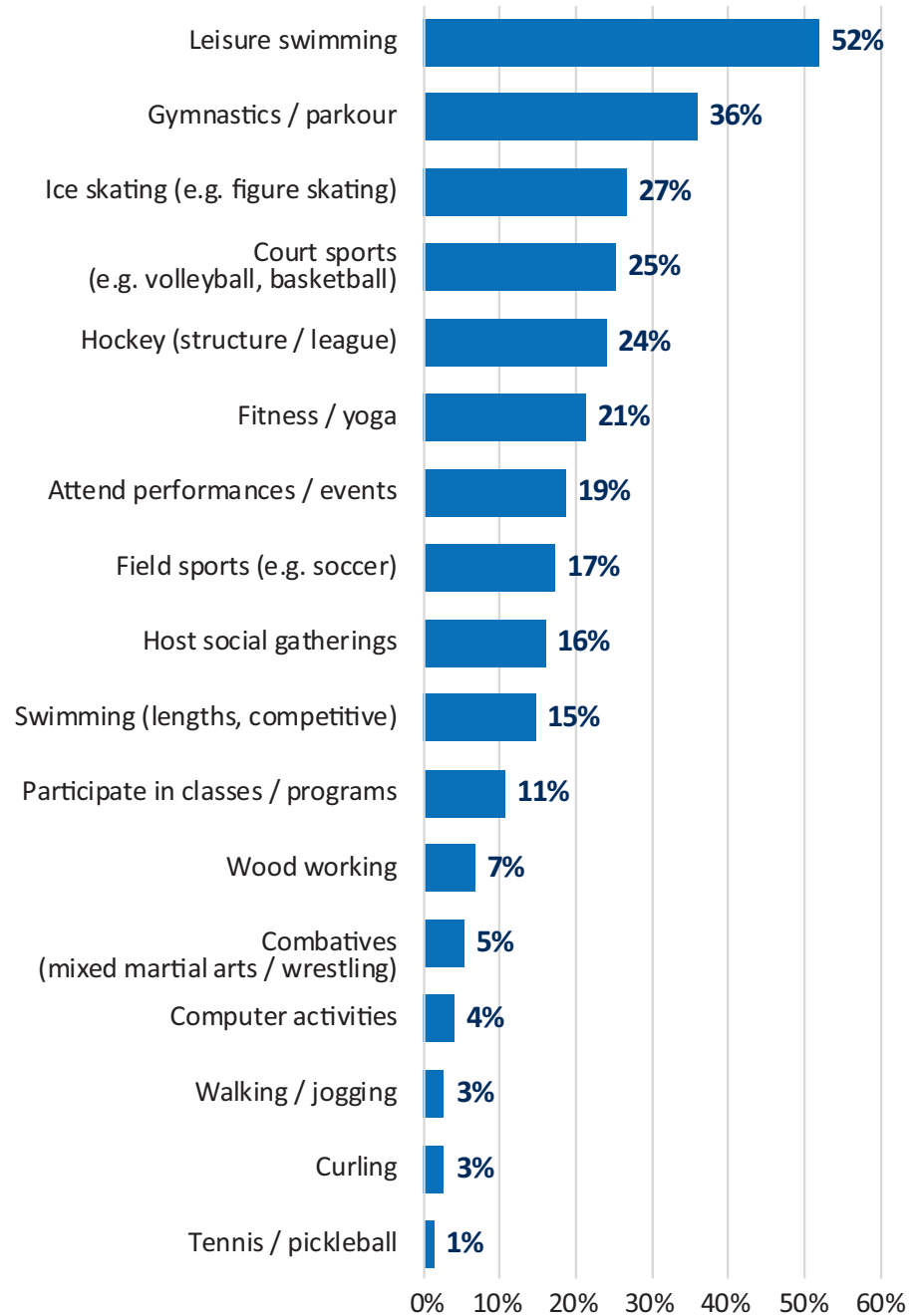
¹ Considering only those respondents who said they would travel to Campbell Field, the top priority activities remained the same.

Given a list of indoor recreation activities, respondents were asked to pick the top three (3) that people should be able to do at Campbell Field. As illustrated in the graph, leisure swimming (52%) and gymnastics / parkour (36%) were the top priorities with approximately one-third of respondents saying those activities are in their top three.²

Other Comments

Respondents were able to provide any comments about building recreation facilities and spaces at Campbell Field. Primarily the comments were reiterating the desire for amenities and the types of amenities to be developed including aquatic facilities and artificial ice. There were a couple of separate requests for track and field amenities to be developed including a 400m track. The need for amenities to support unstructured recreation was mentioned as well. Others supported the location.

Top Three INDOOR Activities that Should Be Accommodated at Campbell Field



² Considering only those respondents who said they would travel to Campbell Field, the top priority activities remained the same.

5. Conclusions

Concluding statements and findings from each of the surveys are noted below.

Household Survey

- Over one-quarter (29%) of respondents to the household survey live within a 10 minute drive of Campbell Field. Approximately half (54%) live 11-20 minutes away.
- At least half of all respondents would travel to Campbell Field for the following outdoor activities:
 - » Attend a performance (78%)
 - » Cross country skiing / snowshoeing (64%)
 - » Family gatherings (60%)
 - » Walking / jogging (59%)
 - » Cycling / mountain biking (54%)
 - » Bird watching / nature appreciation (51%)
 - » Swimming (50%)
- Considering outdoor activities, attending a performance was the only activity for which a majority of respondents from all travel segments would travel to Campbell Field.
 - » A majority of respondents living up to 20 minute drive away would travel to Campbell for the following outdoor activities:
 - Attend a performance
 - Cross country skiing / snowshoeing
 - Cycling / mountain biking
 - Family gatherings
 - Walking / jogging
 - Bird watching / nature appreciation
- At least half of all respondents would travel to Campbell Field for the following indoor activities:
 - » Attend a performance / events (76%)
 - » Participate in classes / programs (59%)
 - » Leisure swimming (53%)
- Considering outdoor activities, attending a performance was the only activity for which a majority of respondents from all travel segments would travel to Campbell Field.
 - » A majority of respondents living up to 20 minute drive away would travel to Campbell for the following outdoor activities:
 - Attend a performance
 - Leisure swimming
 - Participate in classes / programs
- Less than half (47%) would support an increase in annual property taxes.
 - » Approximately two-thirds (62%) of respondents within a 10 minute would support an increase.

Community Group Survey

- Approximately three-quarters (74%) of groups expect to see participation rates grow in the next few years.
- Approximately three-quarters (78%) strongly agree and a further 13% somewhat agree that recreation facilities and spaces should be developed at the Campbell Field site.
- Top indoor activity preferences include:
 - » Fitness / yoga
 - » Field sports
 - » Leisure swimming
 - » Court sports (e.g. volleyball, basketball)
- Top outdoor activity preferences include:
 - » Field sports (e.g. soccer, football)
 - » Inline skating / skateboarding
- Approximately three-quarters (72%) of groups are willing to pay an increase in user / rental fees to develop new recreation amenities in Campbell Field.

Student Survey

- Approximately three-quarters (74%) of groups expect to see participation rates grow in the next few years.
- Outdoor activity preferences include the following:
 - » Cycling / mountain biking
 - » Field sports
 - » Swimming
 - » BMX biking
 - » Family gatherings
- Indoor activity preferences include the following:
 - » Leisure swimming
 - » Gymnastics / parkour
 - » Ice skating
 - » Court sports (e.g. volleyball, basketball)
 - » Hockey



Appendix A: Post Card

Campbell Field Reimagination Project Household Survey

**Do you live in Castlegar, Nelson or Village of Slocan?
What about Areas E, F, H (South), I or J (Bombi North)?**

The Regional District of Central Kootenay along with several partners is planning for the possible development of recreation amenities on Campbell Field. To properly plan for this potential development it is important to hear from area residents.

Your household is invited to participate in the survey!


To participate in the survey, please visit www.rdck.ca/CampbellField and use your code below when prompted.

Your survey access code:

XXXXXXXX

For a paper copy of the survey email Campbellfield@rdck.bc.ca.
For technical issues with the survey contact RC Strategies at 1.877.727.9204 (toll free).

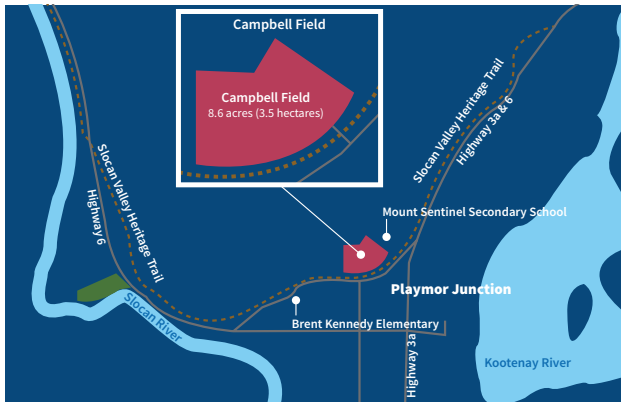
rdck.ca



rdck.ca

Campbell Field Reimagination Project

Recreation Amenity Potential



The map shows the location of Campbell Field (8.6 acres / 3.5 hectares) in red. It is situated near the Slocan River, Slocan Valley Heritage Trail, and Playmor Junction. Nearby landmarks include Mount Sentinel Secondary School and Brent Kennedy Elementary. Highways 6, 3a, and 6 are also indicated.

Win a \$100 Visa Gift Card!

Household Survey
Your input is important!

What recreation amenities would you like to see developed at Campbell Field?

Appendix B: Household Questionnaire



Campbell Field Reimagination Project Household Questionnaire

In 2016 the Regional District of Central Kootenay (RDCK) acquired Campbell Field thanks to a generous donation from the South Slokan Sports Association. Sitting beside the Mount Sentinel Secondary School near the Playmor Junction, this 3.5 hectare site presents a significant opportunity for the development of recreation amenities (indoor and outdoor) to satisfy the needs of residents in the broader area.

The RDCK has several Recreation Master Plans in place that serve as great references for potential amenity needs. However, it is important to hear from residents that may benefit from any new recreation amenities. This includes residents from Castlegar, Nelson, Village of Slokan, and Areas E, F, H (South), I, and J (Bombi North).

Please answer the following questions considering the views of all people in your household by the end of October. As a token of thanks for participating in the survey, your name (one per household) will be entered into a draw for a \$100 Visa Gift Card. To be included in the draw complete the entry form below. Your contact information will be utilized solely for the purposes of the draw and will not be reported in connection with any of the responses you have provided.

If you have any questions or would like a hard copy of the questionnaire to fill out please contact Campbellfield@rdck.bc.ca.

Draw Entry Form

Name (first name only): _____

Phone Number: _____

Personal information you provide in this questionnaire is collected pursuant to section 26 of the *Freedom of Information and Protection of Privacy Act*. This information will be used for the purpose of **developing new recreation amenities OR contacting the winner of the draw.**

Questions about the collection of this information may be directed to the Privacy Officer, 250-352-6665, info@rdck.bc.ca or Box 590, 202 Lakeside Drive, Nelson, BC V1L 5R4.

For more information
Campbellfield@rdck.bc.ca | 250.352.6665 | 1.800.268.7325 (BC) | or visit rdck.ca

Residency

1. Where do you live?

- Village of Slocan
- Castlegar
- Nelson

Area E

- Blewett
- Taghum
- Mountain Station / South Sheppard
- Bealby / Horicks Points
- Golf Links / Silverking / Knox

Area F

- Bonnington
- Beasley
- Taghum / Sproule Creek
- Johnstone Rd. to Nasookin Rd.
- 5 and 6 mile
- 7 to 10 mile

Area H

- South Slocan
- Playmor Junction
- Crescent Valley
- Slocan Park

- Passmore / Vallican
- Krestova
- Winlaw
- Appledale / Lemon Creek
- Rural Slocan / Brandon

Area I

- Shoreacres (Upper & Lower)
- Thrums
- Tarrys
- Brilliant
- Pass Creek
- Glade (Glade & Glade Central)
- Voykin Subdivision
- Playmor Junction West

Area J

- Ootischenia
- Raspberry
- Robson
- Hugh Keenleyside Dam

Other _____

2. What is your postal code? _____

Travel Time

3. Travel times from several locations to the Campbell Field site at the Playmor Junction are noted below. These should help you to determine an approximate time it would take you to travel from your home to Campbell Field.

Which response best describes the length of time (one way) it would take to drive from your home to the Campbell Field site?

- Up to 10 minutes (e.g. Bonnington, Tarrys, Slocan Park, Shore Acres)
- 11-20 minutes (e.g. Thrums, Vallican, Blewett, Robson, Nelson, Castlegar)
- 21-30 minutes (e.g. Mountain Station / South Sheppard, Pass Creek, Johnstone Rd., Ootischenia)
- 31-40 minutes (e.g. Village of Slocan, 9 mile, Syringa)
- More than 40 minutes

Willingness to Travel

Considering the time it would take to travel from your home to Campbell Field, please indicate whether you would travel there to participate in the following activities. (Note: the activities listed are based on community input and discussions throughout the previous master planning processes.)

4. Are you willing to travel to Campbell Field to participate in each of the following **outdoor** activities?

Outdoor Activities	Yes	No	Unsure	No one in my household participates in this activity.
Attend a performance	<input type="checkbox"/>	<input type="checkbox"/>	<input type="checkbox"/>	<input type="checkbox"/>
Ball diamond sports (e.g. softball, baseball)	<input type="checkbox"/>	<input type="checkbox"/>	<input type="checkbox"/>	<input type="checkbox"/>
Bird watching / nature appreciation	<input type="checkbox"/>	<input type="checkbox"/>	<input type="checkbox"/>	<input type="checkbox"/>
BMX biking	<input type="checkbox"/>	<input type="checkbox"/>	<input type="checkbox"/>	<input type="checkbox"/>
Camping	<input type="checkbox"/>	<input type="checkbox"/>	<input type="checkbox"/>	<input type="checkbox"/>
Cross country skiing / snowshoeing	<input type="checkbox"/>	<input type="checkbox"/>	<input type="checkbox"/>	<input type="checkbox"/>
Cycling / mountain biking	<input type="checkbox"/>	<input type="checkbox"/>	<input type="checkbox"/>	<input type="checkbox"/>
Dog walking / play	<input type="checkbox"/>	<input type="checkbox"/>	<input type="checkbox"/>	<input type="checkbox"/>
Family gatherings (e.g. picnic, BBQ)	<input type="checkbox"/>	<input type="checkbox"/>	<input type="checkbox"/>	<input type="checkbox"/>
Field sports (e.g. soccer / football)	<input type="checkbox"/>	<input type="checkbox"/>	<input type="checkbox"/>	<input type="checkbox"/>
Frisbee / Disc golf	<input type="checkbox"/>	<input type="checkbox"/>	<input type="checkbox"/>	<input type="checkbox"/>
Gardening	<input type="checkbox"/>	<input type="checkbox"/>	<input type="checkbox"/>	<input type="checkbox"/>
Golf	<input type="checkbox"/>	<input type="checkbox"/>	<input type="checkbox"/>	<input type="checkbox"/>
Hard court activities (e.g. basketball, ball hockey)	<input type="checkbox"/>	<input type="checkbox"/>	<input type="checkbox"/>	<input type="checkbox"/>
Inline skating / skateboarding	<input type="checkbox"/>	<input type="checkbox"/>	<input type="checkbox"/>	<input type="checkbox"/>
Motocross	<input type="checkbox"/>	<input type="checkbox"/>	<input type="checkbox"/>	<input type="checkbox"/>
Skating	<input type="checkbox"/>	<input type="checkbox"/>	<input type="checkbox"/>	<input type="checkbox"/>
Swimming	<input type="checkbox"/>	<input type="checkbox"/>	<input type="checkbox"/>	<input type="checkbox"/>
Tennis / pickleball	<input type="checkbox"/>	<input type="checkbox"/>	<input type="checkbox"/>	<input type="checkbox"/>
Walking/ jogging	<input type="checkbox"/>	<input type="checkbox"/>	<input type="checkbox"/>	<input type="checkbox"/>
Other (please specify): _____	<input type="checkbox"/>	<input type="checkbox"/>	<input type="checkbox"/>	<input type="checkbox"/>
Other (please specify): _____	<input type="checkbox"/>	<input type="checkbox"/>	<input type="checkbox"/>	<input type="checkbox"/>

a. From the list below, please identify your top three (3) **outdoor** activity preferences for which you would travel to Campbell Field to participate in.

- | | |
|--|---|
| <input type="checkbox"/> Attend a performance | <input type="checkbox"/> Gardening |
| <input type="checkbox"/> Ball diamond sports (e.g. softball, baseball) | <input type="checkbox"/> Golf |
| <input type="checkbox"/> Bird watching / nature appreciation | <input type="checkbox"/> Hard court activities (e.g. basketball, ball hockey) |
| <input type="checkbox"/> BMX biking | <input type="checkbox"/> Inline skating / skateboarding |
| <input type="checkbox"/> Camping | <input type="checkbox"/> Motocross |
| <input type="checkbox"/> Cross country skiing / snowshoeing | <input type="checkbox"/> Skating |
| <input type="checkbox"/> Cycling / mountain biking | <input type="checkbox"/> Swimming |
| <input type="checkbox"/> Dog walking / play | <input type="checkbox"/> Tennis / pickleball |
| <input type="checkbox"/> Family gatherings (e.g. picnic, BBQ) | <input type="checkbox"/> Walking/ jogging |
| <input type="checkbox"/> Field sports (e.g. soccer / football) | <input type="checkbox"/> Other (please specify): _____ |
| <input type="checkbox"/> Frisbee / Disc golf | <input type="checkbox"/> Other (please specify): _____ |

5. Are you willing to travel to Campbell Field to participate in each of the following **indoor** activities?

Indoor Activities	Yes	No	Unsure	No one in my household participates in this activity.
Attend performances / events	<input type="checkbox"/>	<input type="checkbox"/>	<input type="checkbox"/>	<input type="checkbox"/>
Combatives (mixed martial arts / wrestling)	<input type="checkbox"/>	<input type="checkbox"/>	<input type="checkbox"/>	<input type="checkbox"/>
Computer activities (e.g. research, gaming, reading)	<input type="checkbox"/>	<input type="checkbox"/>	<input type="checkbox"/>	<input type="checkbox"/>
Court sports (e.g. volleyball, basketball)	<input type="checkbox"/>	<input type="checkbox"/>	<input type="checkbox"/>	<input type="checkbox"/>
Curling	<input type="checkbox"/>	<input type="checkbox"/>	<input type="checkbox"/>	<input type="checkbox"/>
Field sports (e.g. soccer)	<input type="checkbox"/>	<input type="checkbox"/>	<input type="checkbox"/>	<input type="checkbox"/>
Fitness / yoga	<input type="checkbox"/>	<input type="checkbox"/>	<input type="checkbox"/>	<input type="checkbox"/>
Gymnastics / Parkour	<input type="checkbox"/>	<input type="checkbox"/>	<input type="checkbox"/>	<input type="checkbox"/>
Hockey (structure / league)	<input type="checkbox"/>	<input type="checkbox"/>	<input type="checkbox"/>	<input type="checkbox"/>
Host social gatherings (e.g. community get-togethers, reunions)	<input type="checkbox"/>	<input type="checkbox"/>	<input type="checkbox"/>	<input type="checkbox"/>
Ice skating (e.g. figure skating)	<input type="checkbox"/>	<input type="checkbox"/>	<input type="checkbox"/>	<input type="checkbox"/>
Leisure swimming (e.g. wave pool, water slides)	<input type="checkbox"/>	<input type="checkbox"/>	<input type="checkbox"/>	<input type="checkbox"/>
Participate in classes / programs	<input type="checkbox"/>	<input type="checkbox"/>	<input type="checkbox"/>	<input type="checkbox"/>
Swimming (lengths, competitive)	<input type="checkbox"/>	<input type="checkbox"/>	<input type="checkbox"/>	<input type="checkbox"/>
Tennis / pickleball	<input type="checkbox"/>	<input type="checkbox"/>	<input type="checkbox"/>	<input type="checkbox"/>
Walking / jogging	<input type="checkbox"/>	<input type="checkbox"/>	<input type="checkbox"/>	<input type="checkbox"/>
Wood working	<input type="checkbox"/>	<input type="checkbox"/>	<input type="checkbox"/>	<input type="checkbox"/>
Other (please specify): _____	<input type="checkbox"/>	<input type="checkbox"/>	<input type="checkbox"/>	<input type="checkbox"/>
Other (please specify): _____	<input type="checkbox"/>	<input type="checkbox"/>	<input type="checkbox"/>	<input type="checkbox"/>

Respondent Profile

8. How long have you lived in the area? (Castlegar, Nelson, Village of Slocan, Areas E, F, H (south), I, and J (Bombi north))

- Less than 1 year
- 1-5 years
- 6-10 years
- More than 10 years

9. Please describe your household by identifying the number of members in each of the age groups.

_____	0 - 4 yrs	_____	5 - 9 yrs	_____	10 - 14 yrs	_____	15 - 19 yrs
_____	20 - 29 yrs	_____	30 - 39 yrs	_____	40 - 49 yrs	_____	50 - 59 yrs
_____	60 - 69 yrs	_____	70 - 79 yrs	_____	80 years and older		

**Thank you very much for providing your answers.
Your input is very important as the RDCK and its partners reimagine the Campbell Field site.**

Appendix C: Coded Survey Findings by Electoral Area

Question: Are you willing to travel to Campbell Field to participate in the following OUTDOOR activities?

	Yes	No	Unsure	No one in my household participates in this activity.
Attend a performance				
Village of Slocan	78%		11%	11%
Castlegar	72%	15%	10%	3%
Nelson	79%	4%	12%	6%
Area E	74%	7%	2%	17%
Area F	87%	2%	10%	2%
Area H	84%	3%	10%	3%
Area I	79%	6%	8%	8%
Area J	54%	23%	14%	9%
Ball diamond sports (e.g. softball, baseball)				
Village of Slocan	39%	33%		28%
Castlegar	19%	40%	11%	30%
Nelson	20%	27%	8%	45%
Area E	22%	24%	15%	39%
Area F	32%	29%	3%	36%
Area H	42%	18%	8%	32%
Area I	40%	16%	3%	40%
Area J	29%	46%	9%	17%
Bird watching / nature appreciation				
Village of Slocan	39%	28%	17%	17%
Castlegar	39%	34%	10%	16%
Nelson	57%	15%	11%	17%
Area E	61%	13%	11%	15%
Area F	68%	11%	13%	8%
Area H	51%	18%	11%	20%
Area I	55%	16%	10%	18%
Area J	29%	43%	9%	20%

	Yes	No	Unsure	No one in my household participates in this activity.
BMX biking				
Village of Slocan	17%	44%		39%
Castlegar	15%	42%	3%	40%
Nelson	19%	30%	7%	45%
Area E	20%	22%	9%	50%
Area F	31%	24%	3%	42%
Area H	27%	25%	6%	42%
Area I	19%	25%	8%	48%
Area J	9%	43%	11%	37%
Camping				
Village of Slocan	11%	61%		28%
Castlegar	36%	42%	7%	15%
Nelson	36%	33%	16%	16%
Area E	22%	48%	4%	26%
Area F	37%	44%	11%	8%
Area H	16%	51%	12%	21%
Area I	25%	40%	12%	22%
Area J	23%	54%	9%	14%
Cross country skiing / snowshoeing				
Village of Slocan	44%	22%	11%	22%
Castlegar	51%	29%	4%	15%
Nelson	71%	11%	8%	11%
Area E	72%	11%	2%	15%
Area F	74%	8%	10%	8%
Area H	64%	20%	6%	11%
Area I	69%	8%	12%	12%
Area J	54%	26%	3%	17%
Cycling / mountain biking				
Village of Slocan	50%	33%		17%
Castlegar	42%	29%	10%	19%
Nelson	59%	16%	9%	16%
Area E	63%	13%	7%	17%
Area F	65%	15%	3%	18%
Area H	58%	21%	6%	15%
Area I	60%	10%	8%	22%
Area J	31%	31%	11%	26%

	Yes	No	Unsure	No one in my household participates in this activity.
Dog walking / play				
Village of Slocan	56%	17%	6%	22%
Castlegar	43%	35%	5%	17%
Nelson	48%	21%	5%	26%
Area E	37%	30%	4%	28%
Area F	57%	21%	11%	11%
Area H	51%	21%	6%	23%
Area I	46%	19%	12%	22%
Area J	37%	40%	6%	17%
Family gatherings (e.g. picnic, BBQ)				
Village of Slocan	67%	17%	6%	11%
Castlegar	53%	27%	11%	9%
Nelson	59%	16%	12%	13%
Area E	63%	9%	11%	17%
Area F	60%	19%	13%	8%
Area H	63%	17%	9%	11%
Area I	72%	12%	8%	9%
Area J	37%	34%	17%	11%
Field sports (e.g. soccer / football)				
Village of Slocan	22%	33%	11%	33%
Castlegar	21%	46%	8%	26%
Nelson	30%	24%	8%	39%
Area E	37%	20%	11%	33%
Area F	34%	31%	3%	32%
Area H	52%	16%	8%	24%
Area I	42%	13%	8%	37%
Area J	14%	40%	17%	29%
Frisbee / disc golf				
Village of Slocan	39%	33%	6%	22%
Castlegar	32%	35%	8%	26%
Nelson	30%	24%	8%	37%
Area E	33%	20%	11%	37%
Area F	31%	26%	7%	37%
Area H	41%	20%	6%	34%
Area I	48%	15%	8%	30%
Area J	14%	46%	9%	31%

	Yes	No	Unsure	No one in my household participates in this activity.
Gardening				
Village of Slocan	22%	44%	11%	22%
Castlegar	22%	54%	9%	15%
Nelson	21%	46%	13%	20%
Area E	15%	48%	9%	28%
Area F	24%	44%	15%	18%
Area H	29%	46%	6%	18%
Area I	28%	33%	15%	24%
Area J	6%	60%	14%	20%
Golf				
Village of Slocan	11%	50%	11%	28%
Castlegar	21%	50%	6%	23%
Nelson	15%	38%	5%	42%
Area E	15%	39%	2%	44%
Area F	26%	32%	10%	32%
Area H	21%	37%	6%	36%
Area I	31%	33%	6%	30%
Area J	17%	49%	9%	26%
Hard court activities (e.g. basketball, ball hockey)				
Village of Slocan	17%	44%	6%	33%
Castlegar	16%	48%	9%	27%
Nelson	17%	36%	11%	36%
Area E	28%	35%	9%	28%
Area F	27%	31%	13%	29%
Area H	44%	18%	7%	31%
Area I	36%	21%	6%	37%
Area J	26%	40%	9%	26%
Inline skating / skateboarding				
Village of Slocan	17%	44%		39%
Castlegar	21%	46%	3%	30%
Nelson	29%	24%	9%	38%
Area E	26%	24%	13%	37%
Area F	32%	31%	5%	32%
Area H	39%	21%	6%	34%
Area I	25%	24%	6%	45%
Area J	9%	46%	6%	40%

	Yes	No	Unsure	No one in my household participates in this activity.
Motocross				
Village of Slocan		56%		44%
Castlegar	9%	48%	4%	39%
Nelson	6%	41%	3%	50%
Area E	13%	35%	9%	44%
Area F	16%	37%	3%	44%
Area H	18%	38%	1%	43%
Area I	9%	40%	3%	48%
Area J	6%	51%	3%	40%
Skating				
Village of Slocan	33%	33%	11%	22%
Castlegar	34%	45%	5%	15%
Nelson	47%	20%	9%	24%
Area E	39%	20%	11%	30%
Area F	50%	21%	13%	16%
Area H	66%	13%	5%	17%
Area I	48%	19%	10%	22%
Area J	23%	46%	9%	23%
Swimming				
Village of Slocan	67%	6%	6%	22%
Castlegar	39%	44%	5%	13%
Nelson	45%	27%	8%	19%
Area E	39%	26%	9%	26%
Area F	53%	31%	10%	7%
Area H	64%	17%	7%	12%
Area I	51%	19%	12%	18%
Area J	31%	43%	11%	14%
Tennis / pickleball				
Village of Slocan	22%	39%	11%	28%
Castlegar	25%	44%	8%	23%
Nelson	24%	26%	12%	39%
Area E	37%	26%	11%	26%
Area F	36%	27%	5%	32%
Area H	51%	16%	10%	24%
Area I	42%	16%	16%	25%
Area J	20%	40%	6%	34%

	Yes	No	Unsure	No one in my household participates in this activity.
Walking / jogging				
Village of Slocan	44%	28%	6%	22%
Castlegar	53%	34%	6%	7%
Nelson	62%	16%	8%	13%
Area E	54%	24%	9%	13%
Area F	74%	16%	3%	7%
Area H	59%	22%	6%	13%
Area I	69%	13%	5%	13%
Area J	34%	49%	3%	14%

Question: Please identify your top three (3) OUTDOOR activity preferences for which you would travel to Campbell Field?

Village of Slocan	Attend a performance	69%
	Swimming	50%
	Skating	19%
	Walking / jogging	19%
	Bird watching / nature appreciation	13%
	Cycling / mountain biking	13%
	Dog walking / play	13%
	Family gatherings (e.g. picnic, BBQ)	13%
	Field sports (e.g. soccer, football)	13%
	Tennis / pickleball	13%
	BMX biking	6%
	Cross country skiing / snowshoeing	6%
	Frisbee / disc golf	6%
	Gardening	6%
	Ball diamond sports (e.g. softball, baseball)	0%
	Camping	0%
	Golf	0%
	Hard court activities (e.g. basketball, ball hockey)	0%
	Inline skating / skateboarding	0%
Motocross	0%	

Castlegar	Attend a performance	55%
	Walking / jogging	27%
	Cross country skiing / snowshoeing	22%
	Family gatherings (e.g. picnic, BBQ)	19%
	Cycling / mountain biking	18%
	Dog walking / play	16%
	Bird watching / nature appreciation	14%
	Swimming	12%
	Ball diamond sports (e.g. softball, baseball)	9%
	Frisbee / disc golf	9%
	Golf	9%
	Skating	7%
	Camping	6%
	Field sports (e.g. soccer, football)	6%
	Inline skating / skateboarding	6%
	Tennis / pickleball	6%
	BMX biking	5%
	Hard court activities (e.g. basketball, ball hockey)	4%
Gardening	3%	
Motocross	2%	
Nelson	Attend a performance	46%
	Cross country skiing / snowshoeing	38%
	Cycling / mountain biking	27%
	Walking / jogging	23%
	Family gatherings (e.g. picnic, BBQ)	21%
	Dog walking / play	17%
	Bird watching / nature appreciation	16%
	Skating	12%
	Frisbee / disc golf	11%
	Camping	11%
	Swimming	9%
	Inline skating / skateboarding	9%
	Ball diamond sports (e.g. softball, baseball)	8%
	Field sports (e.g. soccer, football)	8%
	Gardening	6%
	BMX biking	5%
	Golf	3%
	Tennis / pickleball	3%
Hard court activities (e.g. basketball, ball hockey)	2%	
Motocross	2%	

Area E	Attend a performance	35%
	Cross country skiing / snowshoeing	35%
	Cycling / mountain biking	33%
	Walking / jogging	28%
	Bird watching / nature appreciation	23%
	Dog walking / play	15%
	Family gatherings (e.g. picnic, BBQ)	15%
	Frisbee / disc golf	15%
	Swimming	13%
	Ball diamond sports (e.g. softball, baseball)	10%
	Camping	10%
	Field sports (e.g. soccer, football)	10%
	Tennis / pickleball	10%
	BMX biking	8%
	Inline skating / skateboarding	8%
	Skating	8%
	Golf	5%
	Gardening	3%
Hard court activities (e.g. basketball, ball hockey)	3%	
Motocross	0%	
Area F	Cross country skiing / snowshoeing	41%
	Attend a performance	36%
	Walking / jogging	26%
	Dog walking / play	25%
	Bird watching / nature appreciation	21%
	Swimming	21%
	Cycling / mountain biking	20%
	Skating	16%
	Ball diamond sports (e.g. softball, baseball)	10%
	Family gatherings (e.g. picnic, BBQ)	10%
	Inline skating / skateboarding	10%
	Tennis / pickleball	10%
	Field sports (e.g. soccer, football)	8%
	Frisbee / disc golf	7%
	Motocross	7%
	Camping	5%
	BMX biking	3%
	Hard court activities (e.g. basketball, ball hockey)	3%
	Gardening	2%
	Golf	0%

Area H	Attend a performance	38%
	Swimming	33%
	Skating	32%
	Cross country skiing / snowshoeing	18%
	Cycling / mountain biking	17%
	Dog walking / play	16%
	Inline skating / skateboarding	16%
	Walking / jogging	15%
	Family gatherings (e.g. picnic, BBQ)	15%
	Ball diamond sports (e.g. softball, baseball)	14%
	Tennis / pickleball	14%
	Field sports (e.g. soccer, football)	11%
	Bird watching / nature appreciation	9%
	Hard court activities (e.g. basketball, ball hockey)	8%
	BMX biking	6%
	Frisbee / disc golf	5%
	Golf	3%
	Motocross	3%
Gardening	3%	
Camping	1%	
Area I	Attend a performance	41%
	Swimming	32%
	Walking / jogging	25%
	Family gatherings (e.g. picnic, BBQ)	21%
	Dog walking / play	19%
	Skating	19%
	Bird watching / nature appreciation	18%
	Cycling / mountain biking	18%
	Cross country skiing / snowshoeing	14%
	Frisbee / disc golf	13%
	Tennis / pickleball	13%
	Field sports (e.g. soccer, football)	11%
	Ball diamond sports (e.g. softball, baseball)	8%
	Gardening	8%
	Golf	8%
	Inline skating / skateboarding	5%
	Camping	3%
	Hard court activities (e.g. basketball, ball hockey)	3%
	BMX biking	2%
	Motocross	2%

Area J	Attend a performance	45%
	Cross country skiing / snowshoeing	32%
	Family gatherings (e.g. picnic, BBQ)	29%
	Dog walking / play	23%
	Swimming	19%
	Walking / jogging	19%
	Ball diamond sports (e.g. softball, baseball)	13%
	Bird watching / nature appreciation	13%
	Cycling / mountain biking	10%
	Hard court activities (e.g. basketball, ball hockey)	10%
	Skating	10%
	Camping	7%
	Frisbee / disc golf	7%
	Gardening	7%
	Motocross	7%
	Tennis / pickleball	7%
	BMX biking	3%
	Field sports (e.g. soccer, football)	0%
Golf	0%	
Inline skating / skateboarding	0%	

Question: Are you willing to travel to Campbell Field to participate in the following INDOOR activities?

	Yes	No	Unsure	No one in my household participates in this activity.
	Attend a performances / events			
Village of Slocan	78%	%	%	22%
Castlegar	74%	17%	6%	3%
Nelson	76%	8%	11%	6%
Area E	70%	9%	2%	20%
Area F	84%	3%	7%	7%
Area H	81%	4%	7%	8%
Area I	79%	6%	5%	10%
Area J	51%	23%	17%	9%

	Yes	No	Unsure	No one in my household participates in this activity.
Combatives (mixed martial arts / wrestling)				
Village of Slocan	28%	39%	%	33%
Castlegar	12%	47%	6%	35%
Nelson	12%	33%	12%	44%
Area E	17%	26%	9%	48%
Area F	23%	29%	5%	44%
Area H	27%	25%	7%	42%
Area I	22%	30%	10%	37%
Area J	6%	49%	6%	40%
Computer activities (e.g. research, gaming, reading)				
Village of Slocan	28%	44%	%	28%
Castlegar	15%	56%	9%	20%
Nelson	12%	54%	9%	26%
Area E	13%	44%	9%	35%
Area F	15%	42%	11%	32%
Area H	26%	37%	10%	28%
Area I	24%	33%	18%	25%
Area J	14%	66%	6%	14%
Court sports (e.g. volleyball, basketball)				
Village of Slocan	22%	28%	17%	33%
Castlegar	22%	43%	7%	28%
Nelson	22%	33%	9%	36%
Area E	20%	26%	15%	39%
Area F	36%	23%	3%	39%
Area H	41%	20%	9%	30%
Area I	36%	21%	13%	30%
Area J	20%	46%	9%	26%
Curling				
Village of Slocan	22%	44%	11%	22%
Castlegar	13%	44%	9%	34%
Nelson	12%	37%	7%	44%
Area E	17%	24%	11%	48%
Area F	16%	24%	8%	52%
Area H	24%	29%	6%	42%
Area I	25%	25%	15%	34%
Area J	17%	49%	6%	29%

	Yes	No	Unsure	No one in my household participates in this activity.
Field sports (e.g. soccer)				
Village of Slocan	22%	33%	%	44%
Castlegar	18%	44%	5%	33%
Nelson	26%	27%	9%	38%
Area E	20%	24%	9%	48%
Area F	24%	24%	5%	47%
Area H	37%	20%	9%	34%
Area I	30%	24%	6%	40%
Area J	14%	37%	14%	34%
Fitness / yoga				
Village of Slocan	56%	17%	6%	22%
Castlegar	30%	43%	9%	18%
Nelson	31%	38%	15%	16%
Area E	39%	17%	17%	26%
Area F	58%	15%	15%	13%
Area H	71%	9%	9%	12%
Area I	61%	9%	8%	22%
Area J	31%	40%	14%	14%
Gymnastics / parkour				
Village of Slocan	28%	17%	%	56%
Castlegar	16%	43%	9%	33%
Nelson	22%	31%	8%	40%
Area E	15%	26%	11%	48%
Area F	31%	26%	5%	39%
Area H	38%	20%	9%	32%
Area I	27%	18%	12%	43%
Area J	14%	43%	3%	40%
Hockey (structure / league)				
Village of Slocan	28%	28%	6%	39%
Castlegar	15%	48%	3%	33%
Nelson	12%	39%	6%	44%
Area E	7%	28%	11%	54%
Area F	31%	27%	2%	40%
Area H	32%	27%	4%	37%
Area I	24%	30%	6%	40%
Area J	23%	49%	%	29%

	Yes	No	Unsure	No one in my household participates in this activity.
Host social gatherings (e.g. community get-togethers, reunions)				
Village of Slocan	44%	11%	11%	33%
Castlegar	44%	28%	10%	18%
Nelson	49%	19%	14%	18%
Area E	35%	20%	15%	30%
Area F	47%	18%	13%	23%
Area H	51%	19%	10%	20%
Area I	49%	13%	8%	30%
Area J	43%	26%	17%	14%
Ice skating (e.g. figure skating)				
Village of Slocan	33%	28%	6%	33%
Castlegar	28%	39%	5%	28%
Nelson	31%	31%	10%	28%
Area E	30%	22%	9%	39%
Area F	36%	31%	2%	32%
Area H	57%	18%	2%	23%
Area I	42%	18%	8%	33%
Area J	29%	43%	3%	26%
Leisure swimming (e.g. wave pool, water slides)				
Village of Slocan	72%	6%	%	22%
Castlegar	49%	27%	6%	18%
Nelson	51%	20%	9%	20%
Area E	28%	26%	4%	41%
Area F	53%	21%	8%	18%
Area H	63%	16%	6%	16%
Area I	51%	16%	8%	25%
Area J	34%	37%	14%	14%
Participate in classes / programs				
Village of Slocan	67%	6%	11%	17%
Castlegar	50%	27%	11%	13%
Nelson	53%	15%	17%	15%
Area E	41%	9%	17%	33%
Area F	57%	15%	10%	19%
Area H	75%	7%	8%	10%
Area I	72%	5%	3%	21%
Area J	40%	29%	20%	11%

	Yes	No	Unsure	No one in my household participates in this activity.
Swimming (lengths, competitive)				
Village of Slocan	67%	6%	%	28%
Castlegar	22%	44%	3%	30%
Nelson	24%	33%	11%	31%
Area E	30%	26%	9%	35%
Area F	40%	26%	5%	29%
Area H	51%	21%	9%	20%
Area I	27%	25%	10%	37%
Area J	20%	40%	20%	20%
Tennis / pickleball				
Village of Slocan	28%	39%	%	33%
Castlegar	21%	40%	9%	30%
Nelson	20%	30%	9%	41%
Area E	28%	17%	15%	39%
Area F	32%	24%	%	44%
Area H	39%	21%	7%	33%
Area I	42%	9%	15%	34%
Area J	20%	40%	9%	31%
Walking / jogging				
Village of Slocan	33%	33%	6%	28%
Castlegar	45%	34%	6%	15%
Nelson	44%	31%	9%	17%
Area E	41%	20%	13%	26%
Area F	47%	21%	7%	26%
Area H	46%	27%	5%	21%
Area I	51%	16%	6%	27%
Area J	31%	49%	9%	11%
Wood working				
Village of Slocan	22%	39%	17%	22%
Castlegar	32%	33%	8%	28%
Nelson	29%	31%	9%	31%
Area E	26%	15%	15%	44%
Area F	27%	18%	19%	36%
Area H	38%	22%	11%	29%
Area I	28%	21%	13%	37%
Area J	14%	37%	20%	29%

Question: Please identify your top three (3) INDOOR activity preferences for which you would travel to Campbell Field?

Village of Slocan	Attend performances / events	75%
	Leisure swimming (e.g. wave pool, water slides)	31%
	Swimming (lengths, competitive)	31%
	Computer activities (e.g. research, gaming, reading)	19%
	Fitness / yoga	19%
	Ice skating (e.g. figure skating)	19%
	Field sports (e.g. soccer)	13%
	Tennis / pickleball	13%
	Combatives (mixed martial arts / wrestling)	6%
	Hockey (structure / league)	6%
	Host social gatherings (e.g. community get-togethers, reunions)	6%
	Participate in classes / programs	6%
	Walking / jogging	6%
	Court sports (e.g. volleyball, basketball)	0%
	Curling	0%
	Gymnastics / parkour	0%
Wood working	0%	
Castlegar	Attend performances / events	59%
	Leisure swimming (e.g. wave pool, water slides)	28%
	Participate in classes / programs	27%
	Fitness / yoga	25%
	Walking / jogging	25%
	Host social gatherings (e.g. community get-togethers, reunions)	15%
	Wood working	15%
	Swimming (lengths, competitive)	11%
	Ice skating (e.g. figure skating)	10%
	Court sports (e.g. volleyball, basketball)	8%
	Hockey (structure / league)	7%
	Combatives (mixed martial arts / wrestling)	6%
	Curling	6%
	Tennis / pickleball	5%
	Gymnastics / parkour	4%
	Computer activities (e.g. research, gaming, reading)	3%
Field sports (e.g. soccer)	3%	

Nelson	Attend performances / events	62%
	Leisure swimming (e.g. wave pool, water slides)	31%
	Fitness / yoga	24%
	Participate in classes / programs	23%
	Host social gatherings (e.g. community get-togethers, reunions)	22%
	Walking / jogging	22%
	Ice skating (e.g. figure skating)	12%
	Wood working	9%
	Field sports (e.g. soccer)	8%
	Gymnastics / parkour	8%
	Tennis / pickleball	8%
	Court sports (e.g. volleyball, basketball)	7%
	Hockey (structure / league)	7%
	Swimming (lengths, competitive)	7%
	Combatives (mixed martial arts / wrestling)	4%
	Computer activities (e.g. research, gaming, reading)	4%
Curling	4%	
Area E	Attend performances / events	56%
	Walking / jogging	28%
	Participate in classes / programs	25%
	Fitness / yoga	22%
	Leisure swimming (e.g. wave pool, water slides)	22%
	Wood working	22%
	Swimming (lengths, competitive)	17%
	Field sports (e.g. soccer)	11%
	Tennis / pickleball	11%
	Combatives (mixed martial arts / wrestling)	8%
	Computer activities (e.g. research, gaming, reading)	8%
	Court sports (e.g. volleyball, basketball)	8%
	Gymnastics / parkour	8%
	Host social gatherings (e.g. community get-togethers, reunions)	8%
	Curling	6%
	Ice skating (e.g. figure skating)	6%
Hockey (structure / league)	0%	

Area F	Attend performances / events	47%
	Fitness / yoga	47%
	Participate in classes / programs	27%
	Leisure swimming (e.g. wave pool, water slides)	23%
	Swimming (lengths, competitive)	20%
	Hockey (structure / league)	15%
	Ice skating (e.g. figure skating)	15%
	Walking / jogging	12%
	Host social gatherings (e.g. community get-togethers, reunions)	10%
	Combatives (mixed martial arts / wrestling)	8%
	Court sports (e.g. volleyball, basketball)	8%
	Curling	7%
	Field sports (e.g. soccer)	7%
	Gymnastics / parkour	7%
	Tennis / pickleball	7%
	Wood working	7%
Computer activities (e.g. research, gaming, reading)	5%	
Area H	Fitness / yoga	41%
	Leisure swimming (e.g. wave pool, water slides)	40%
	Attend performances / events	39%
	Swimming (lengths, competitive)	31%
	Ice skating (e.g. figure skating)	20%
	Participate in classes / programs	18%
	Hockey (structure / league)	14%
	Walking / jogging	10%
	Combatives (mixed martial arts / wrestling)	9%
	Gymnastics / parkour	9%
	Wood working	9%
	Tennis / pickleball	8%
	Court sports (e.g. volleyball, basketball)	8%
	Curling	8%
	Host social gatherings (e.g. community get-togethers, reunions)	8%
	Field sports (e.g. soccer)	5%
Computer activities (e.g. research, gaming, reading)	3%	

Area I	Attend performances / events	53%
	Fitness / yoga	44%
	Leisure swimming (e.g. wave pool, water slides)	37%
	Participate in classes / programs	31%
	Ice skating (e.g. figure skating)	19%
	Swimming (lengths, competitive)	14%
	Curling	12%
	Host social gatherings (e.g. community get-togethers, reunions)	12%
	Walking / jogging	10%
	Field sports (e.g. soccer)	9%
	Gymnastics / parkour	9%
	Hockey (structure / league)	9%
	Tennis / pickleball	7%
	Wood working	7%
	Computer activities (e.g. research, gaming, reading)	5%
Court sports (e.g. volleyball, basketball)	5%	
Combatives (mixed martial arts / wrestling)	0%	
Area J	Attend performances / events	66%
	Participate in classes / programs	35%
	Host social gatherings (e.g. community get-togethers, reunions)	28%
	Court sports (e.g. volleyball, basketball)	21%
	Fitness / yoga	21%
	Hockey (structure / league)	21%
	Leisure swimming (e.g. wave pool, water slides)	17%
	Swimming (lengths, competitive)	14%
	Walking / jogging	14%
	Computer activities (e.g. research, gaming, reading)	7%
	Ice skating (e.g. figure skating)	7%
	Tennis / pickleball	7%
	Wood working	7%
	Combatives (mixed martial arts / wrestling)	3%
	Curling	3%
Field sports (e.g. soccer)	3%	
Gymnastics / parkour	0%	

Question: Would you support an increase in annual property taxes if it meant that new recreation amenities were to be developed at Campbell Field?

Village of Slocan	Yes	65%
	No	6%
	Unsure	29%
Castlegar	Yes	33%
	No	45%
	Unsure	22%
Nelson	Yes	42%
	No	25%
	Unsure	33%
Area E	Yes	42%
	No	31%
	Unsure	27%
Area F	Yes	55%
	No	19%
	Unsure	26%
Area H	Yes	66%
	No	13%
	Unsure	21%
Area I	Yes	49%
	No	19%
	Unsure	31%
Area J	Yes	17%
	No	57%
	Unsure	26%

Question: How long have you lived in the area?

Village of Slocan	Less than 1 year	-
	1-5 years	25%
	6-10 years	31%
	More than 10 years.	44%
Castlegar	Less than 1 year	1%
	1-5 years	16%
	6-10 years	10%
	More than 10 years.	74%
Nelson	Less than 1 year	3%
	1-5 years	19%
	6-10 years	9%
	More than 10 years.	69%
Area E	Less than 1 year	-
	1-5 years	7%
	6-10 years	16%
	More than 10 years.	78%
Area F	Less than 1 year	3%
	1-5 years	23%
	6-10 years	15%
	More than 10 years.	59%
Area H	Less than 1 year	1%
	1-5 years	15%
	6-10 years	12%
	More than 10 years.	71%
Area I	Less than 1 year	2%
	1-5 years	19%
	6-10 years	6%
	More than 10 years.	73%
Area J	Less than 1 year	-
	1-5 years	9%
	6-10 years	9%
	More than 10 years.	83%

Appendix D: Community Group Questionnaire



Campbell Field Reimagination Project Community Group Questionnaire

In 2016 the Regional District of Central Kootenay (RDCK) acquired Campbell Field thanks to a generous donation from the South Slokan Sports Association. Sitting beside the Mount Sentinel Secondary School near the Playmor Junction, this 3.5 hectare site presents a significant opportunity for the development of recreation amenities (indoor and outdoor) to satisfy the needs of residents in the broader area.

The RDCK has several Recreation Master Plans in place that serve as a great reference for potential amenity needs. However, it is important to hear from organizations providing recreation programming to residents from Castlegar, Nelson, Village of Slokan, and Areas E, F, H (south), I, and J (Bomby north).

Your organization is invited to provide input by completing this questionnaire. To ensure data accuracy only one (1) response per group is permitted. Please submit your response by October 30, 2020.

If you have any questions or would like a hard copy of the questionnaire to fill out please contact Campbellfield@rdck.bc.ca.

About Your Organization

1. Please provide the following information about your organization.

a. Organization Name _____

b. Contact Person's Name and Title _____

2. Briefly explain the purpose of your organization (mission) and its main activities.

3. From the age groups below, please indicate which ones best describe your primary participants/members. (Select all that apply.)

Children (0-5 years)

Adult (19-39 years)

Youth (6-12 years)

Adult (40-64 years)

Teens (13-18 years)

Seniors (65 years and older)

4. How many participants/members belong to your organization? _____

5. What has been the trend over the past few years regarding participant/member numbers? What are your expectations over the next few years?

a. Over the past few years Growing Remaining stable Declining

b. Expectations for next few years Growing Remaining stable Declining

For more information

Campbellfield@rdck.bc.ca | 250.226.0008 | 1.800.268.7325 (BC) | or visit rdck.ca

6. We are interested to know where your participants/members live. Please provide some estimates of the residency of your participants / members.

- ____% Castlegar
- ____% Nelson
- ____% Village of Slocan
- ____% Area E (Blewett, Taghum , Mountain Station/South Sheppard, Bealby/Horicks Points, Golf Links/Silverking/Knox)
- ____% Area F (Bonnington, Beasley, Taghum/Sproule Creek, Johnstone Rd. to Nasookin Rd., 5 and 6 mile, 7 to 10 mile)
- ____% Area H (South Slocan, Playmor Junction, Crescent Valley, Slocan Park, Passmore/Vallican, Krestova, Winlaw, Appledale/Lemon Creek, Rural Slocan/Brandon)
- ____% Area I (Shoreacres (Upper & Lower), Thrums, Tarrys, Brilliant, Pass Creek, Glade (Glade & Glade Central), Voykin Subdivision, Playmor Junction West)
- ____% Area J (Ootischenia, Raspberry, Robson, Hugh Keenleyside Dam)
- ____% Other (please specify) _____
- 100% TOTAL**

Facility & Space Assessment

7. How satisfied are you with the current recreation facilities and spaces (indoor and outdoor) in the region and do they meet the needs of your group's programs and activities?

- Very satisfied
- Somewhat satisfied
- Neither satisfied or dissatisfied
- Somewhat dissatisfied
- Very dissatisfied

a. Explain your answer

8. The RDCK along with several partners are considering the development of some recreation facilities at the Campbell Field site. To what extent do you agree that recreation facilities and spaces (indoor and outdoor) should be developed on the Campbell Field site?

- Strongly Agree
- Somewhat Agree
- Neither agree or disagree
- Somewhat disagree
- Strongly disagree

a. Explain your answer

9. The facilities and spaces that could be developed at the Campbell Field site would support a number of activities. Consider the list of indoor and outdoor activities below. Please identify your **top three** activity preferences that any new facility development should accommodate.

a. Select up to your top **three (3) indoor** activity preferences that should be accommodated with new facility development at the Campbell Field site.

- | | |
|--|--|
| <input type="checkbox"/> Attend performances / events | <input type="checkbox"/> Ice skating (e.g. figure skating) |
| <input type="checkbox"/> Combatives (mixed martial arts / wrestling) | <input type="checkbox"/> Leisure swimming (e.g. wave pool, water slides) |
| <input type="checkbox"/> Computer activities (e.g. research, gaming, reading) | <input type="checkbox"/> Participate in classes / programs |
| <input type="checkbox"/> Court sports (e.g. volleyball, basketball) | <input type="checkbox"/> Swimming (lengths, competitive) |
| <input type="checkbox"/> Curling | <input type="checkbox"/> Tennis / pickleball |
| <input type="checkbox"/> Field sports (e.g. soccer) | <input type="checkbox"/> Walking / jogging |
| <input type="checkbox"/> Fitness / yoga | <input type="checkbox"/> Wood working |
| <input type="checkbox"/> Gymnastics / Parkour | <input type="checkbox"/> Other (please specify): _____ |
| <input type="checkbox"/> Hockey (structure / league) | <input type="checkbox"/> Other (please specify): _____ |
| <input type="checkbox"/> Host social gatherings (e.g. community get-togethers, reunions) | |

b. Select up to your top **three (3) outdoor** activity preferences that should be accommodated with new facility development at the Campbell Field site.

- | | |
|--|---|
| <input type="checkbox"/> Attend a performance | <input type="checkbox"/> Gardening |
| <input type="checkbox"/> Ball diamond sports (e.g. softball, baseball) | <input type="checkbox"/> Golf |
| <input type="checkbox"/> Bird watching / nature appreciation | <input type="checkbox"/> Hard court activities (e.g. basketball, ball hockey) |
| <input type="checkbox"/> BMX biking | <input type="checkbox"/> Inline skating / skateboarding |
| <input type="checkbox"/> Camping | <input type="checkbox"/> Motocross |
| <input type="checkbox"/> Cross country skiing / snowshoeing | <input type="checkbox"/> Skating |
| <input type="checkbox"/> Cycling / mountain biking | <input type="checkbox"/> Swimming |
| <input type="checkbox"/> Dog walking / play | <input type="checkbox"/> Tennis / pickleball |
| <input type="checkbox"/> Family gatherings (e.g. picnic, BBQ) | <input type="checkbox"/> Walking/ jogging |
| <input type="checkbox"/> Field sports (e.g. soccer / football) | <input type="checkbox"/> Other (please specify): _____ |
| <input type="checkbox"/> Frisbee / Disc golf | <input type="checkbox"/> Other (please specify): _____ |

Willingness to Pay

11. Would you support an increase in facility user fees or rental fees over what you are currently paying if it meant that new recreation amenities were to be developed at Campbell Field?

- Yes No Unsure

Other Comments

12. Please use the space below to provide any other comments you may have about the development of Campbell Field.

Thank you very much for providing your answers. Your input is very important as the RDCK and its partners reimagine the Campbell Field site.

Appendix E: Community Group Survey Participants

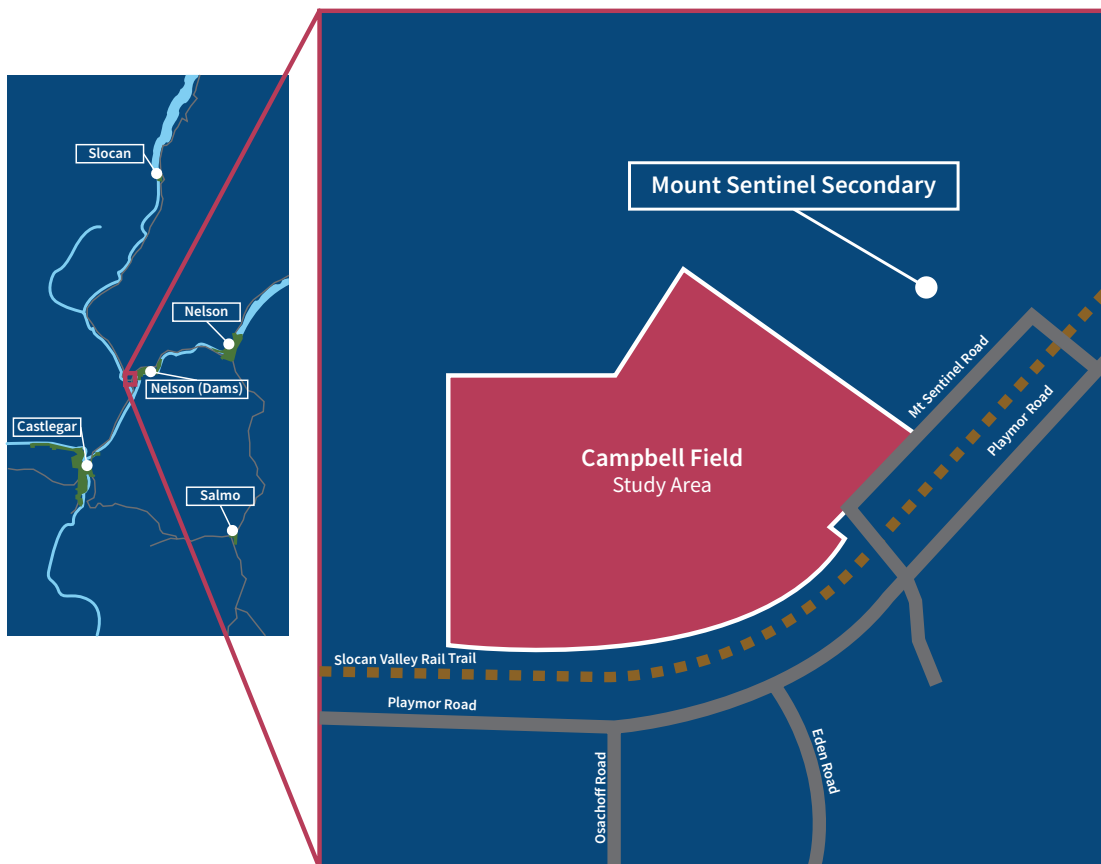
1. Blewett Conservation Society
2. Castlegar Minor Hockey Association
3. Dam City Rollers
4. Dance Umbrella Society
5. Endless Adventure
6. Glade Recreation Commission
7. Kootenay Chaos Track and Field
8. Kootenay Climbing Association
9. Kootenay Family Place
10. Kootenay South Youth Soccer Association
11. The Kootenay Swim Club
12. Nelson Air Cadets
13. Nelson Boxing Club
14. Nelson Minor Hockey Association
15. Nelson Cycling Club
16. Nelson Nordic Ski Club
17. Nelson Soccer Association
18. Selkirk Challengers Gymnastics Club
19. Slocan Park Community Hall Society
20. Slocan United Soccer Club
21. Slocan Valley Early Childhood Community Advisory Council
22. Slocan Valley Legion Branch 276
23. Slocan Valley Threads Guild
24. South Slocan and Area Childcare Society
25. Soul Fire Dance
26. South Slocan Commission of Management
27. South Slocan Skateboard Club
28. Vancouver Whitecaps FC
29. West Kootenay Football Club
30. West Kootenay Kennel Club
31. West Kootenay Minor Lacrosse Association
32. West Kootenay Timberwolves Lacrosse Society
33. Whole School
34. Winlaw School PAC

Appendix E: Student Questionnaire



Campbell Field Reimagination Project Student Questionnaire

Thanks to a donation from the South Slokan Sports Association, the Regional District of Central Kootenay is thinking about developing some new recreation facilities and spaces on the Campbell Field Site.



We are interested in your thoughts. Please answer the following questions by telling us what you think. Thank you!

For more information
Campbellfield@rdck.bc.ca | 250.352.6665 | 1.800.268.7325 (BC) | or visit rdck.ca

About You

1. How old are you?

- 11 or younger 13 15 17 19 or older
 12 14 16 18

2. What school do you attend?

- | | |
|--|--|
| <input type="checkbox"/> Brent Kennedy Elementary | <input type="checkbox"/> Stanley Humphreys Secondary |
| <input type="checkbox"/> Distance Education and HomeInks | <input type="checkbox"/> Trafalgar Middle School |
| <input type="checkbox"/> J.V Humphreys | <input type="checkbox"/> Twin Rivers Elementary |
| <input type="checkbox"/> Kinnaird Elementary | <input type="checkbox"/> Waldorf |
| <input type="checkbox"/> LV Rogers Secondary School | <input type="checkbox"/> W.E.Graham Elementary and Secondary |
| <input type="checkbox"/> Mount Sentinel Secondary | <input type="checkbox"/> Winlaw Elementary |
| <input type="checkbox"/> Nelson Christian Community School | <input type="checkbox"/> Wildflower |
| <input type="checkbox"/> Robson Elementary | <input type="checkbox"/> Other (please specify): _____ |

Recreation at Campbell Field

3. Remembering where you live, how would you be able to travel to Campbell Field? (You can pick more than one answer.)

- I wouldn't travel to Campbell Field
 Walk / scooter / skateboard
 Bicycle
 I could drive myself
 I could get a ride from someone
 School bus
 Public Transportation

4. From the list of **outdoor** recreation activities, please pick the top 3 that people should be able to do at Campbell Field.

- | | |
|--|---|
| <input type="checkbox"/> Attend a performance | <input type="checkbox"/> Gardening |
| <input type="checkbox"/> Ball diamond sports (e.g. softball, baseball) | <input type="checkbox"/> Golf |
| <input type="checkbox"/> Bird watching / nature appreciation | <input type="checkbox"/> Hard court activities (e.g. basketball, ball hockey) |
| <input type="checkbox"/> BMX biking | <input type="checkbox"/> Inline skating / skateboarding |
| <input type="checkbox"/> Camping | <input type="checkbox"/> Motocross |
| <input type="checkbox"/> Cross country skiing / snowshoeing | <input type="checkbox"/> Skating |
| <input type="checkbox"/> Cycling / mountain biking | <input type="checkbox"/> Swimming |
| <input type="checkbox"/> Dog walking / play | <input type="checkbox"/> Tennis / pickleball |
| <input type="checkbox"/> Family gatherings (e.g. picnic, BBQ) | <input type="checkbox"/> Walking/ jogging |
| <input type="checkbox"/> Field sports (e.g. soccer / football) | <input type="checkbox"/> Other (please specify): _____ |
| <input type="checkbox"/> Frisbee / Disc golf | <input type="checkbox"/> Other (please specify): _____ |





