



2023 Financial Plan Public Meeting Area A North – The East Shore

Presented by: Yev Malloff

Date: March 1, 2023

rdck.ca

This presentation contains DRAFT budget numbers subject to change and is for discussion purposes only



Agenda

- RDCK Services Overview
- 2023 General Summary & Outlook
- Overall Assessments and Impact
- Service by Service Discussion
- Sub Regional Assessments and Impact

rdck.ca

This presentation contains DRAFT budget numbers subject to change and is for discussion purposes only



**The RDCK has 186
services**

RDCK Services Model

- Governance and Administration
- Resource Recovery: Waste, Recycling, Organics
- Recreation & Parks
- Fire Protection
- Planning and Land Use (Rural)
- Building Inspection (Rural and Municipal)
- Water Systems.
- Taxation to Fund Societies and Organizations providing service (library, community halls, museums, recreation).

rdck.ca

This presentation contains DRAFT budget numbers subject to change and is for discussion purposes only

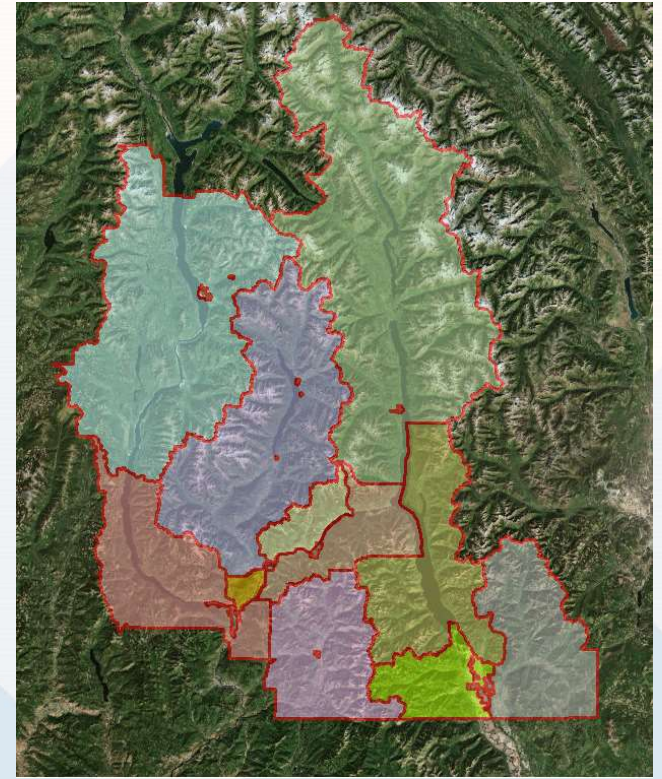
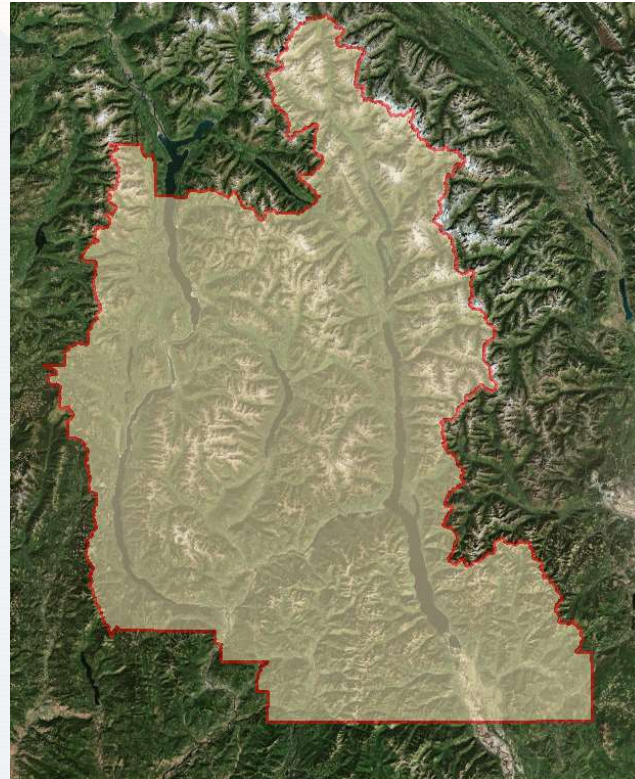


RDCK Services Model

When looking at the map of the RDCK, think of each service as a puzzle piece of the larger RDCK area.

The map on the left shows the service area for General Administration – the entire RDCK.

The map on the right is an example on how service areas can be broken down.



rdck.ca

This presentation contains DRAFT budget numbers subject to change and is for discussion purposes only



RDCK Board Strategic Priorities

***EXCELLENCE IN
SERVICE
DELIVERY AND
GOVERNANCE***

***ADAPTING TO
OUR CHANGING
CLIMATE***

***MANAGE OUR
ASSETS AND
OPERATIONS IN
A FISCALLY
RESPONSIBLE
MANNER***

***STRENGTHEN
OUR
RELATIONSHIPS
WITH
COMMUNITY
PARTNERS***

***CONTINUALLY
INNOVATE TO
REDUCE WASTE***

rdck.ca

This presentation contains DRAFT budget numbers subject to change and is for discussion purposes only

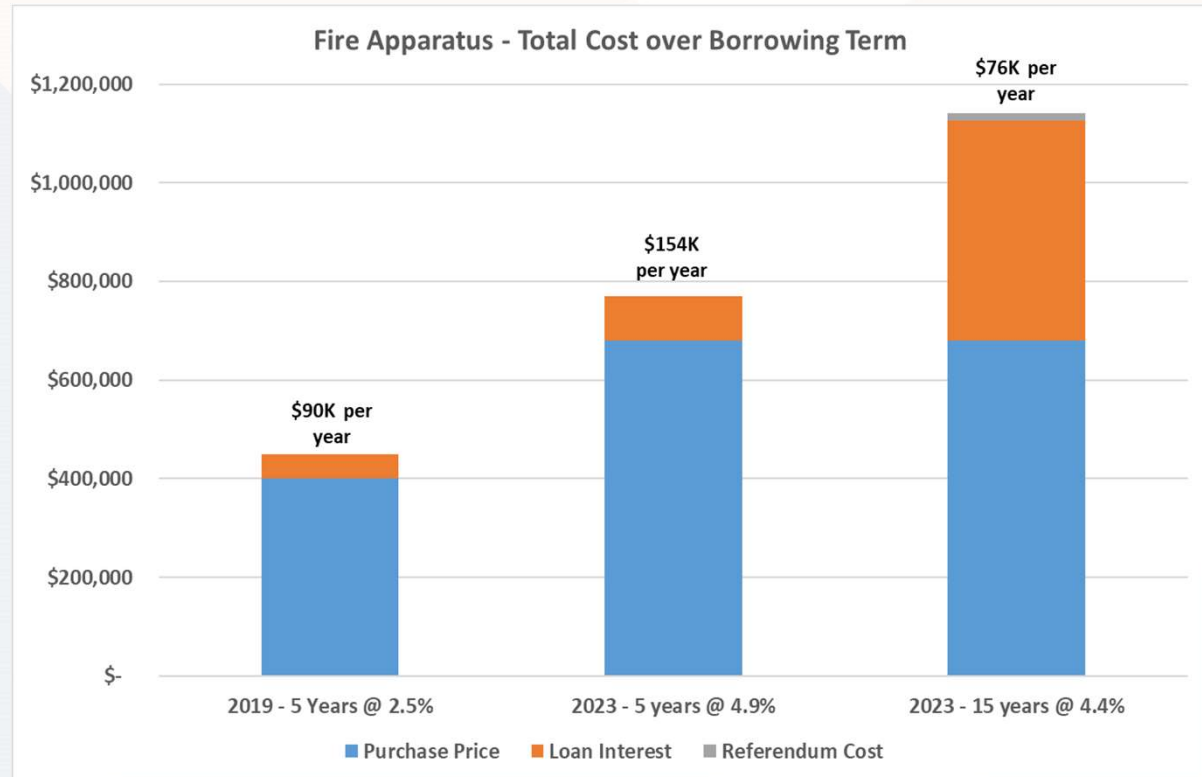


2023 Overall Outlook

- CPI Increase on staff salaries and Director stipends – 4.4%. The CPI increase is tempered because of the smoothing calculation used. Annual Canadian CPI for 2022 was approximately 6.3%
- Inflation and supply chain constraints will continue to have a cost impact across most services
- Interest rate increases putting pressure on borrowing costs
- Hybrid work model for staff is working very well and has reduced the need for building expansion or a new location.
- Projected overall tax increase of 11% for Area A in the draft preliminary budget. These amounts will likely increase an additional 2% based on items from the February 17th board meeting.
- Continued progress on the Asset Management Program, which is becoming increasingly required to access grants.
- Staff recruitment continues to be a challenge, although we are starting to fill some vacant positions
- Continued recovery from the Pandemic, mainly in recreation services and transit



Inflation Example: Fire Apparatus (truck) Cost Comparison (2019 vs 2023 purchase)





2023 Outlook Continued

- Staffing changes (approved at the Special Board Meeting February 17th)
 - Rural Administration / Parks (Bylaw Supervisor)
 - General Administration (IT Systems Administrator, Human Resources Advisor and Payroll Specialist)
 - Building/Planning (3 positions to be funded by permit fee increases)
 - Environmental Services (Administrative Assistant – part time)
- No details yet on the amount that the RDCK will receive, or what the stipulations are, from the recently announced provincial government's \$1 Billion Growing Communities Fund
- These are draft budgets and we are looking for public feedback on the initiatives of the RDCK

rdck.ca

This presentation contains DRAFT budget numbers subject to change and is for discussion purposes only



Assessment Changes

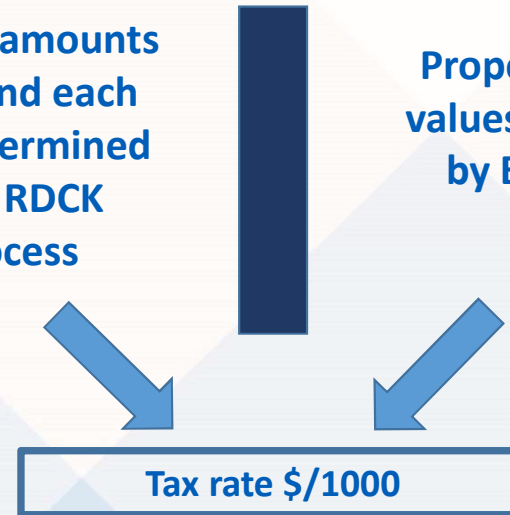
- More large increases this year. 2023 assessments are based on July 2022 property values.
- Does that mean taxation will go up by the same amount? No, it doesn't.
- Market vs. Non Market Change
- Market change means the current inventory of properties is worth more; and
- Non market change means that there are more properties and the tax base grew in "numbers" as well as value.



How are annual property taxes for RDCK services calculated?

Tax requisition amounts required to fund each service are determined through the RDCK budget process

Property assessment values are determined by BC Assessment



X

Assessed value of each individual property

=

Property tax for each individual property

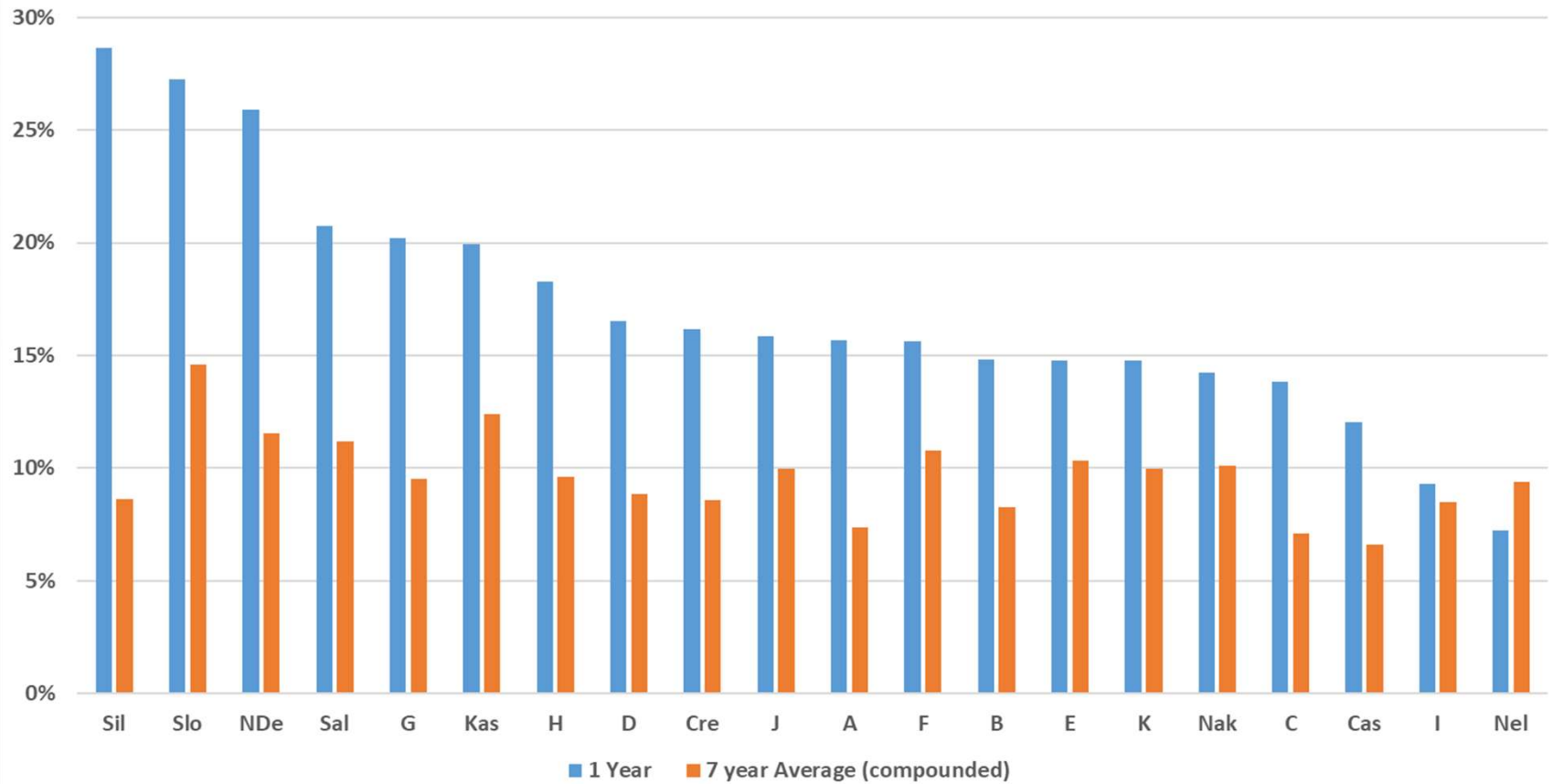
*** parcel taxes are separate

rdck.ca



Tax Area	2022 Revised	2023 Completed	Total % Change	Market Change	Non Market Change
City of Castlegar	\$ 247,604,544	\$ 277,373,006	12%	11%	0.8%
City of Nelson	389,701,727	417,953,484	7%	6%	0.9%
Town of Creston	118,754,467	137,961,814	16%	15%	1.4%
Village of Kaslo	29,178,849	34,993,582	20%	19%	1.4%
Village of Nakusp	37,355,557	42,679,030	14%	12%	2.1%
Village of New Denver	13,777,771	17,347,083	26%	25%	0.5%
Village of Salmo	19,141,743	23,114,166	21%	20%	0.4%
Village of Silverton	6,495,778	8,355,943	29%	28%	0.5%
Village of Slocan	7,912,739	10,067,950	27%	25%	2.1%
Electoral Area 'A'	99,939,147	115,622,697	16%	15%	0.8%
Electoral Area 'B'	118,908,022	136,548,298	15%	14%	1.0%
Electoral Area 'C'	50,114,853	57,050,932	14%	12%	1.4%
Electoral Area 'D'	50,942,604	59,366,473	17%	16%	0.9%
Electoral Area 'E'	145,112,605	166,574,038	15%	13%	2.1%
Electoral Area 'F'	136,731,376	158,075,471	16%	15%	0.7%
Electoral Area 'G'	54,200,701	65,149,473	20%	19%	0.7%
Electoral Area 'H'	119,082,145	140,864,608	18%	17%	0.9%
Electoral Area 'I'	61,950,494	67,705,079	9%	8%	0.8%
Electoral Area 'J'	89,617,408	103,808,818	16%	13%	2.5%
Electoral Area 'K'	59,573,031	68,374,625	15%	14%	0.9%
	1,856,095,561	2,108,986,570	14%	13%	1.1%

Annual Assessment Change - % - to 2023





Area A / B / C / Creston

	2022	2023	Change
Electoral Area 'A'	99,939,147	115,622,697	15.69%
Electoral Area 'B'	118,908,022	136,548,298	14.84%
Electoral Area 'C'	50,114,853	57,050,932	13.84%
Town of Creston	118,754,467	137,961,814	12.02%
Riondel	13,438,865	17,616,804	31.09%

In this situation Area A, B, and C assessments all rose more than the Town of Creston.

What this means that if a service shared by all participants had the same taxation in 2023 as it did in 2022, the Town of Creston will pick up less of that amount in 2023 vs. A, B and C.

rdck.ca

**Regional District of Central Kootenay
Tax Requisition and Calculated Residential Tax Rates - Electoral Areas
2023, 2022, and 2021**

Electoral Area A Creston Rural

		2023			2022		
		Assessment	Requisition	Rate/\$1,000	Assessment	Requisition	Rate/\$1,000
S100	GENERAL ADMINISTRATION	115,622,697	94,277	0.082	99,939,147	81,304	0.081
S261	DISCRETIONARY GRANTS	115,622,697	25,000	0.022	99,939,147	25,000	0.025
S101	RURAL ADMINISTRATION	115,622,697	149,387	0.129	99,939,147	141,813	0.142
S102	GIS SERVICE	115,622,697	18,431	0.016	99,939,147	19,852	0.020
S103	BUILDING INSPECTION	115,622,697	64,533	0.056	99,939,147	55,141	0.055
S104	PLANNING AND LAND USE	115,622,697	90,197	0.078	99,939,147	81,177	0.081
S105	COMMUNITY SUSTAINABILITY	115,622,697	20,457	0.018	99,939,147	19,831	0.020
S106	FEASIBILITY STUDY SERVICE	115,622,697	-	-	99,939,147	-	-
S107	ECONOMIC DEVELOPMENT -AREA A	115,622,697	40,000	0.035	99,939,147	40,000	0.040
S117	ADVISORY PLANNING-AREA A	115,622,697	856	0.001	99,939,147	856	0.001
S152	JAWS OF LIFE SERVICE CRES ABC	115,622,697	29,686	0.026	99,939,147	37,646	0.038
S156	EMERGENCY COMMUNICATIONS 911	115,622,697	40,065	0.035	99,939,147	32,433	0.032
S157	EMERGENCY PLANNING-CRESTON AREA	115,622,697	69,447	0.060	99,939,147	69,448	0.069
S174	CEMETERY-CRESTON, AREAS A B C	115,622,697	25,767	0.022	99,939,147	25,967	0.026
S186	REFUSE DISPOSAL-EAST SUBREGION	115,622,697	342,245	0.296	99,939,147	324,947	0.325
S193	LIBRARY-CRESTON, AREAS A B C	115,622,697	146,440	0.127	99,939,147	138,787	0.139
S205	REGIONAL PARK - AREA A	115,622,697	227,959	0.197	99,939,147	151,891	0.152
S292	LOCAL CONSERVATION SERVICE	115,622,697	-	-	99,939,147	-	-
Regional Requisition			\$ 1,384,748			\$ 1,246,092	
Residential Rate per \$1,000 of Assessment				1.198			1.247
Surveyor of Taxes - Collection Fee				0.063			0.065
Estimated Rate per \$1,000 of Assessment				1.261			1.312
Difference (\$) from prior year			138,655			109,960	
Percentage Change from prior year			11.13%			9.68%	
S128	FIRE PROTECTION-DEF A-RIONDEL	17,616,804	187,847	1.066	13,438,865	190,475	1.417
S129	FIRE PROT-DEF A,DEF C-WYNNDEL	21,537,105	135,794	0.631	18,351,932	133,763	0.729
S165	RIONDEL DRAINAGE	5,374,068	15,464	0.288	4,015,886	12,887	0.321
S166	STREET LIGHTING-DEF A RIONDEL	5,374,068	8,300	0.154	4,015,886	8,300	0.207
S189	RIONDEL REFUSE TRANSFER	10,552,897	5,600	0.053	7,970,919	4,968	0.062
S191	MUSEUM AND ARCH-CRES BC DEF A	27,058,739	9,599	0.035	23,395,411	9,300	0.040
S209	RECREATION FAC-DEF A-RIONDEL	10,552,897	173,535	1.644	7,970,919	144,510	1.813
S217	CRAWFORD BAY BEACH AND HALL	29,303,432	37,940	0.129	23,477,571	22,425	0.095
S224	RECREATION FAC-CRES,B,C,DEF A	27,058,739	334,308	1.235	23,395,411	325,758	1.412
S225	RECREATION FAC-DEF A-RIONDEL	10,552,897	173,535	1.644	7,970,919	144,510	1.813
S234	PARA-CRES DEF AREAS A, B, C	15,536,872	5,938	0.038	13,051,819	5,822	0.045
S235	KOOTENAY AREA PARK DEF A-CRESTON	58,383,874	9,148	0.016	48,488,344	8,540	0.018

rdck.ca

This presentation contains DRAFT budget numbers subject to change and is for discussion purposes only



Rate / \$1,000

	<u>2023</u>	<u>2022</u>	<u>Change</u>
ELECTORAL AREA 'A'	1.261	1.312	-3.95%
RIONDEL	4.544	5.207	-13.02%

This shows the rate/\$1,000 of assessment for service covering everyone in Area A and also shows the rate for Riondel residents.

The negative change in the rate/\$1,000 is important when looking at your assessment increase

rdck.ca

This presentation contains DRAFT budget numbers subject to change and is for discussion purposes only



Area A

General Administration:

- *4.4% wage & director stipends increase, retirement cross-training overlap, full year CFO driving wage cost increases*
- *2023 will see a return to pre pandemic levels of travel with resulting budget impacts*
- *Mileage rate set by CRA increased to \$0.68/km*
- *Increased catch up post-pandemic training opportunities for staff*
- *EV vehicle and charger to be funded from grants*
- *Increased spend on IT cyber security and Microsoft 365 initiatives*
- *14% increase in requisitions in draft budget will increase due to changes from Friday board meeting – including increased contribution to reserves*



Area A

Rural Administration:

- *Service houses rural director expenses, fire services overhead and bylaw services*
- *4.4% CPI increase in salaries and director stipends*
- *\$480K UBCM fire training grant supports staff wages, equipment and other training costs.*
- *Reduced advertising costs from 2022 due to election in 2022*
- *4.8% total increase in requisitions in draft budget will increase further due to changes from last Friday's board meeting, including increased contribution to reserves*



Area A

Building Inspection:

- Record permit revenue again, holding under 5 year plan for requisitions
- Review Building Bylaw, Policies and Fees and Charges
- New staffing will support customer service and work load pressures
- Plan to digitize old microfiche records

Planning:

- Operations are stable and on budget. Modest surplus is expected, which will help taxation
- Reviewing fees for services

Projects:

- Housing Action Plan
- Official Community Plan review Area I
- Watercourse and Wildfire Development Permit Area
- Review and revise Floodplain Bylaw

rdck.ca



Area A

GIS

- Slight increase to taxation
- Service is establishing new funding models for internal and external projects
- Operations are stable and on budget
- Looking for opportunities to advance our technology capabilities and utilize previously acquired data assets

Local Conservation Fund

- Fund has expanded to include Area H
- Pending decision on further expansion of Service in Areas F
- Establish a LCF Committee of the RDCK Board members

rdck.ca



Area A

Community Sustainability

Budget remaining static from 2022

Projects:

Protection of Drinking Water & Watersheds

- Watershed Governance Initiative – Building capacity & data access within the region to influence what happens in our watersheds, investigating cumulative impacts in Duck Creek
- Slocan Lake & River Partnership &
- Kootenay Lake Partnership

Climate Action

- RDCK Climate Actions – 4 year plan to increase resilience and reduce risk associated with climate change
- Community Climate Ambassadors – 2 year partnership with Youth Climate Corps to provide climate action information to residents
- Annual reporting through State of Climate Action (SoCA)

rdck.ca

This presentation contains DRAFT budget numbers subject to change and is for discussion purposes only



Area A

Community Sustainability con't.

Food & Agriculture

- Central Kootenay Food Policy Council (CKFPC)
- Kootenay & Boundary Farm Advisors

Energy

- Investigating grid resilience for rural communities
- Supporting increased energy efficiency of corporate and community facilities
- Transitioning to lower carbon energy production

rdck.ca

This presentation contains DRAFT budget numbers subject to change and is for discussion purposes only



Area A

East Resource Recovery

- Taxation consistent with 2022 Financial Plan (5% increase)
- 10% Tipping Fee increase to ALL rates (to be prorated & adjusted)
- Landfill Compliance: Legacy Landfill Assessments, CRE Hydrogeo & Liner Assessment, Landfill Gas Assessment, and Design, Ops, Closure Plan (DOCP)
- Creston compost facility construction completed and Creston curbside began in June 2022
- Purchase of CRE lands and crown land acquisition
- Scale software transition in Q1 2023
- Rural curbside consultation in Q1/Q2 2023

rdck.ca

This presentation contains DRAFT budget numbers subject to change and is for discussion purposes only



Area A

Parks – Area A

Crawford Creek Regional Park

- Completion of Traditional Use Study in 2023
- Community works funding for park development in 2023
 - Benches
 - Tables
 - Trails
 - Pond work

Riondel Regional Park

- Field work and backstop repair and replacement in 2023



Area A

Economic Development

- Primarily grants that are submitted by application to a commission for debate and recommendation to RDCK Board
- Support of the Kootenay Lake / Creston Valley Economic Action Partnership – Change in structure of service delivery
- Support for the Kootenay Lake Chamber of Commerce.
- Infrastructure grant for connectivity along the East Shore. Project is being supported by both the RDCK and Columbia Basin Broadband Corporation and input from local ISPs.

rdck.ca

This presentation contains DRAFT budget numbers subject to change and is for discussion purposes only



Riondel

Recreation Facilities – Area A (Riondel)

- \$400K Roof replacement on Community Centre slated for 2023
 - To be funded by reserves and Community Works
- All planned work is building upon previous work completed by Fairbanks Architecture

rdck.ca

This presentation contains DRAFT budget numbers subject to change and is for discussion purposes only



Creston Complex

- \$444 K budgeted contribution to reserves in 2023
- Capital projects in 2023
 - East Stairs Cover
 - Carried over from 2022
 - Aquatic Roof Replacement
 - Boiler Replacement



Riondel

Drainage

- Taxation drainage rate increase of 20% in 2023 (from \$12.9K to \$15.5K)
- \$36,000 in capital upgrades slated for 2023 to replace drainage line on private property.

Water

- 5% user fee increase in 2023
- \$160K in capital upgrades
- Replacement of reservoir valve chamber and reservoir meter install carried over to 2023
- Water treatment plant standby generator install in 2023

rdck.ca

This presentation contains DRAFT budget numbers subject to change and is for discussion purposes only



Area A

Sanca Water

- 2% Water user fee increase in 2023
- \$38K in capital projects
- North water line relocation project carried over to 2023.

rdck.ca

This presentation contains DRAFT budget numbers subject to change and is for discussion purposes only



Riondel

Fire Services – Overall Summary

- Supply chain issues have delayed many orders of PPE and Equipment.
 - Statements are showing some surplus but much of this is spoken for with outstanding orders.
Reflected in the budget.
- SPU and Engine deployment funds should help offset some of the Fire Service fee increases and offer some departments (OOT, ROB, BEA/BLE) some additional reserve funds.
- Most budgets are relatively stable in operation costs – continuing replacement schedules for PPE and equipment in order to maintain compliance with regulations.
- Lots of pressure from large Capital purchases in many areas, insufficient reserves means additional financing expenses.



Riondel

Riondel Fire

- Flat taxation
- Continued upgrades of Health and Safety Equipment that are at end of service life
- Installation of exhaust extraction system
- Service is undergoing a review as it pertains to road rescue and first responder services, which it provides outside its fire protection Area
- Structure being looked at to improve the funding for the service from the rest of Area A.



Area A

Emergency 911

- Service is seeing a requisition increase due to:
 - Continued decrease of Telus revenue as land lines are cancelled
 - There is currently no 911 levy on cellular phones
 - Changes to existing service contracts in 2022, have lead to an increase in the fire dispatch contract,
 - The cost implications of NG 911 have driven the increase to the RDCO contract for PSAP 911 services from ECOMM;
- End of life replacement and modernization of dispatch equipment ongoing in 2023;
- Complete the conversion from analog to digital VoIP primary dispatch that was started in 2022

rdck.ca



Area A

Emergency Programming

- Formally launching Neighbourhood Emergency Preparedness Program (NEPP) throughout the RDCK
- Continuing FireSmart Home Partners and Neighbourhood Recognition – 7 seasonal staff providing free home assessments supported by \$1000 cash rebates for homeowners that complete FireSmart work.
- Revising all Community Wildfire Resilience Plans (CWRPs)
- Planning for Human-Caused Emergencies – chemical spills

rdck.ca

This presentation contains DRAFT budget numbers subject to change and is for discussion purposes only

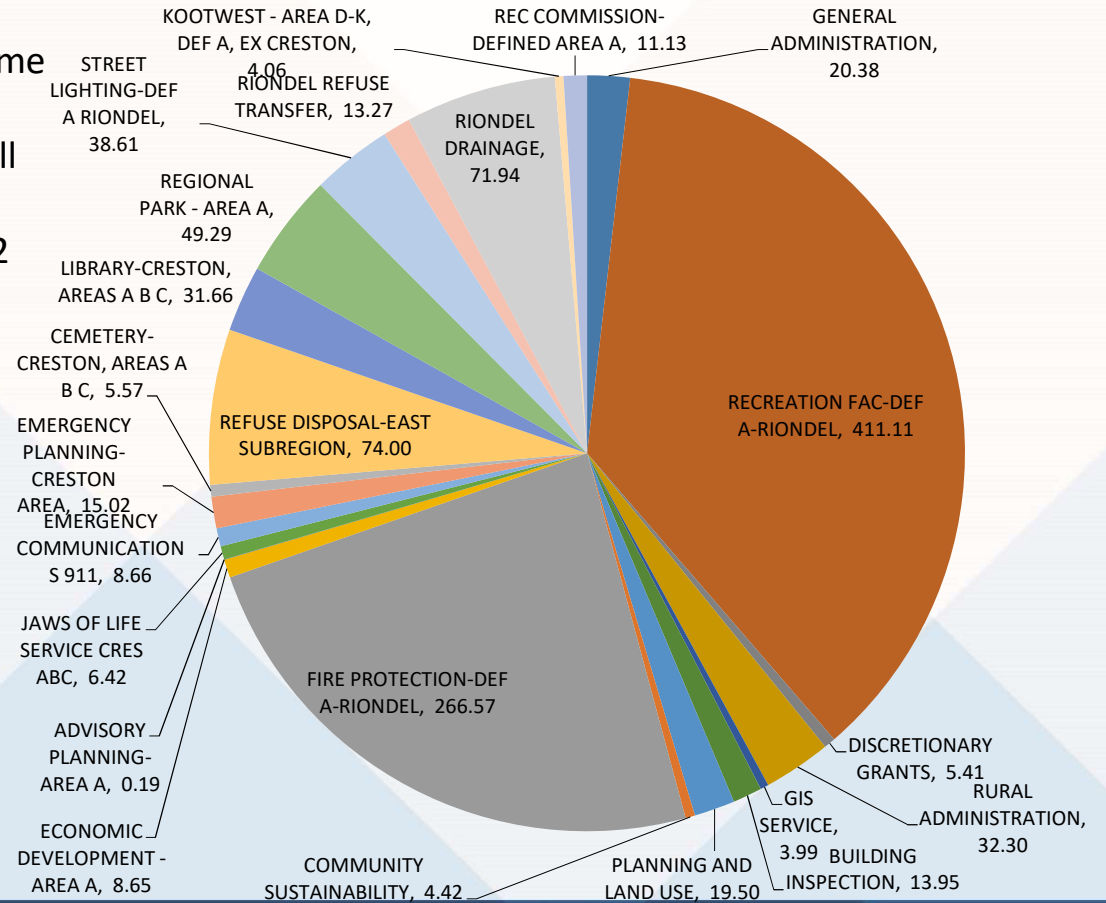


Riondel Tax Bill

\$ 250,000 of Home Value

\$ 1,116.06 Tax Bill

\$ 1,283.18 - 2022



rdck.ca

This presentation contains DRAFT budget numbers subject to change and is for discussion purposes only

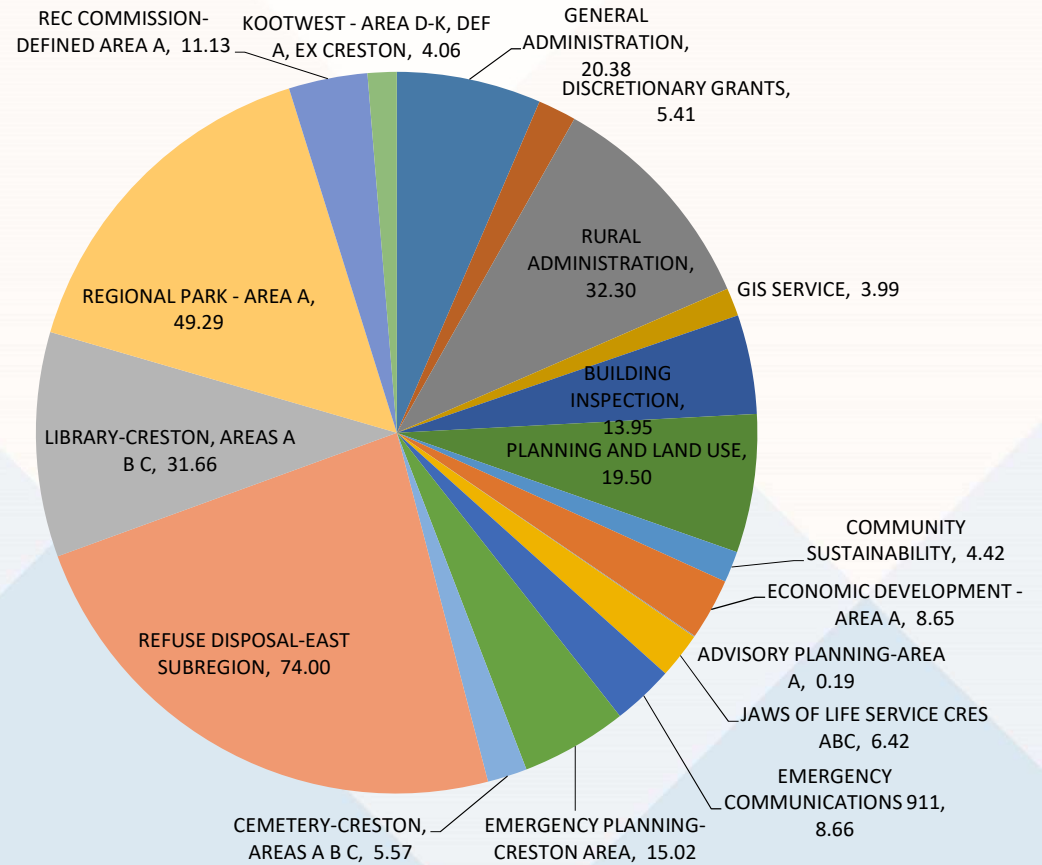


Area A - North Tax Bill

\$ 250,000 of Home Value

\$ 314.60 Tax Bill

\$ 328.13 - 2022



rdck.ca

This presentation contains DRAFT budget numbers subject to change and is for discussion purposes only

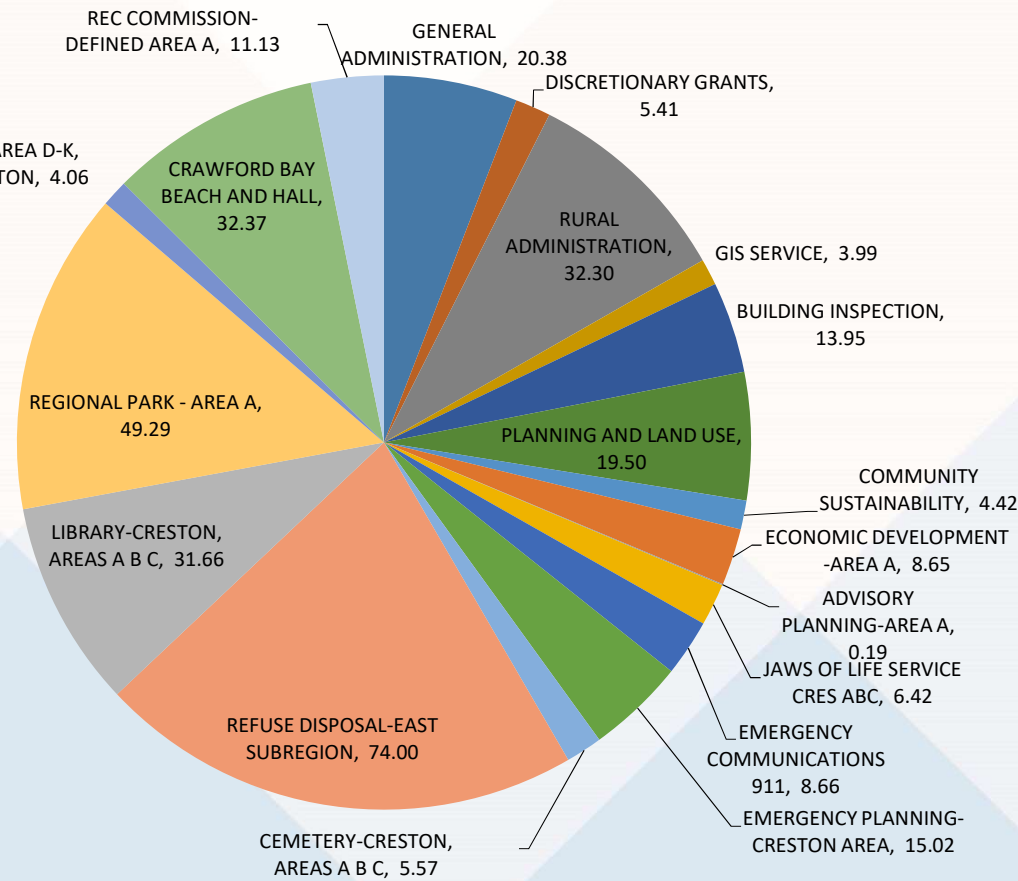


Area A – Crawford Bay Tax Bill

\$ 250,000 of Home Value

\$ 346.97 Tax Bill

\$ 352.01 - 2022



rdck.ca

This presentation contains DRAFT budget numbers subject to change and is for discussion purposes only



rdck.ca